

6



Fire Disaster


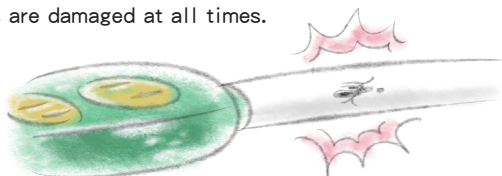
1 Five Common Causes of Domestic Fire

I. Electrical Appliances



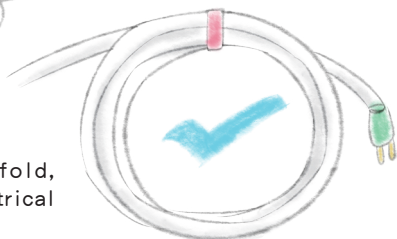
1. Make sure the plug is secure and do not overload it. Please use the approved electrical extension cords with overload safety device only.

2. Check if the wires are damaged at all times.




3. When using appliances, turn them off if you are away.

4. Do not bend, fold, or tie up electrical cords/wires.



II. Cigarette

1. Smoking in bed could easily result in fire. Never smoke in bed.



2. Cigarette should be put out properly, and make it a habit.




III. Stove and Cooking

1. When cooking, make it a habit to “turn off when you are away” .



When leaving, switch off the stove.



2. Clean the cooker hood regularly; install properly according to regulations.

3. When there is oil fire in the pot, put it out with a lid or wet towel. Never put it out with water.



IV. Play with fire

1. Put lighters and matches high and safe, away from the reach of children.



2. Stop children playing with fire. Educate them the danger of fire and the potential hazard of fire. Teach the elder children the knowledge and proper ways of handling fire.



V. Candles and Lights on the Altar or Shrine



1. Check if the electrical wire is damaged or hot if the light is used for a long time. Choose the deity light approved by Bureau of Standards, Metrology, and Inspection only.

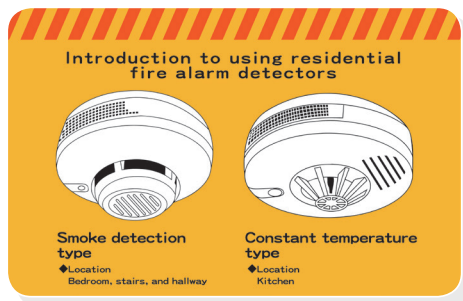


2. Clean incense burner regularly; keep a distance from the flammables when using candles.

3. Do not put out the fire in the ashes of paper money completely with water after worship.

Residential Fire Alarm Detectors

Fatal domestic fire often occurs during the sleep. When people are asleep, the sensory organs become insensitive, and are therefore hard to detect the smoke, light, heat, and signals of fire. So when they wake up, they are already surrounded by fire; further, they may even be engulfed by fire during the sleep. As such, it is vital for us to detect fire earlier by using residential fire alarm detectors. The earlier the people evacuate, the higher chance they could keep safe of themselves and of family.




Lifespan of Residential Fire Alarm Detectors

Long acting residential fire alarm detectors cannot last for a long period of time. There is low-power warning system installed in it. If the battery is out of power, short and quick sound will come out and remind you to change the battery.

Locations Installed with Fire Alarm Detectors

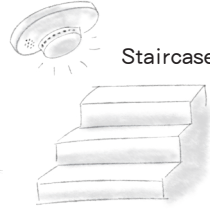
Bedroom or Living Room



Kitchen



Staircase



Refugee floors with bedroom, except the emergency floor.

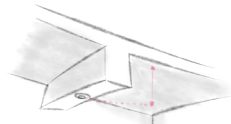
PS : Refugee floors are floors that are relatively safe (no threat of smoke or fire), and have access to the ground floor or exit.

Emergency floor with bedroom and the top floor with access to the top staircase.

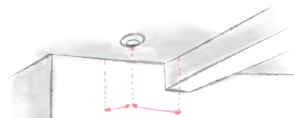
Corridor (those not listed in the three items above - install the alarm at the corridor on any floor with 5 or more rooms of 7 m² above; install the alarm at staircase if there is no corridor.)

Note: For places that already have Automatic Fire Alarm System installed, there is no need to install residential fire alarm detectors.

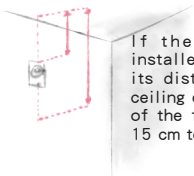
The Installation Regulation for Residential Fire Alarm Detector



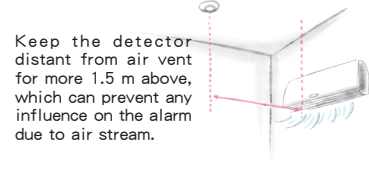
The distance between the lower end of the detector and the ceiling should be within 60 cm; install another if it exceeds 60 cm.



The location of the detector should be more than 60 cm away from the wall or beam, and should be installed at the center of the room.



If the detector is installed on the wall, its distance from the ceiling or the lower end of the floor should be 15 cm to 50 cm.



Keep the detector distant from air vent for more 1.5 m above, which can prevent any influence on the alarm due to air stream.

2 How Should I Report

Remain calm, and call 119.



Speak clearly about the location and the distinctive landmark nearby the disaster.

There is a person trapped on the first floor, and the kitchen is on fire.





Leave phone number & address for further contact.

If 119 is busy, you may call 110 or 1999 (citizen hotline) instead.



3 Tips for Escape during a Fire

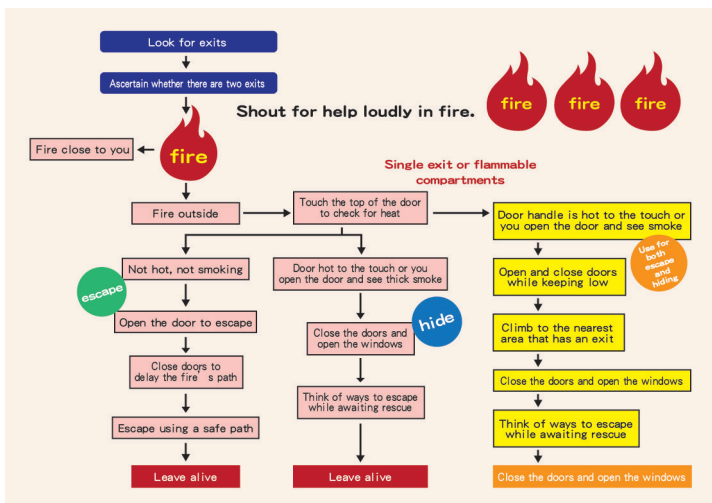
At the site of fire, please remain calm, and shout "Fire!" loudly to alert the people in the vicinity. Call 119 to tell the operator the exact address of the fire, the location (floor) of people, and the number of people trapped. Do no panic; never escape or trying salvaging valuables and delay calling 119.





In escape, do not force yourself through dense smoke. Instead, retreat back to the room and shut the door. Seal the leak under the door with clothes or towels and wait for rescue at the relative safer corner. **(Never hide in the bathroom.)**

Call-for-Help Flowchart in Fire



Reference : Fire prevention expert Lin, Jinhong

4 Should I Put out the Fire First or Run away during Fire ?

When fire comes out, call 119 first. If the room isn't filled with smoke, you can use the fire extinguisher to put out the fire. Otherwise, remember to keep this motto in mind- "Get out of the place as soon as you can. If the fire is too big to let you run away, close the door instead."

Steps for Using a Fire Extinguisher (at the early stage of the fire)



Pull Pull the pin and the hose.

Aim Aim the extinguisher at the base of the fire.

Squeeze Squeeze the lever.


Sweep Sweep the nozzle side-to-side at the base of the fire.

5 What Should I Do after the Fire


Apply for Fire Certificate

Prepare papers listed below and go to the local fire branch where the fire disaster occurs or contact the fire bureau.

(06-2975119 #1831-1836)



1. The papers for applications of different types of buildings



- (1) If the applicant lives and is registered at the building that suffered fire, submit one photocopy of the personal ID, Household Certificate Transcription or tax certification photocopy.
- (2) If the applicant lives but is not registered at the building that suffered fire, submit one photocopy of personal ID and any appropriate certification such as lease contract or tax certification photocopy.
- (3) A juristic institution should submit one of certification (e.g. Certificate of Incorporation, Business Registration Certificate, or Factory Registration Certificate).

2.The papers for application of vehicles



- (1)One photocopy of the applicant's personal ID, Household Certificate Transcription, and vehicle license or of New License Plate Registration Form.

The Use of Fire Certificate

- 1.Fire Insurance.
- 2.Disposal of license plate of car/motorbike if it is incinerated.
- 3.Removal of wastes after fire.
- 4.Tax deduction.
- 5.Banknote identification after fire.
- 6.Emergency aid after fire.
- 7.Apply to Taiwan Power Company for restoration of electricity.



What should I do if all identifying documents have been burned in the fire?



Applying for a Fire Certificate mainly requires your identification card and tax certification. If both have been burned in the fire, as long as you can prove that the loss is caused by fire, these documents can be confirmed more leniently.