

# DISASTER PREPAREDNESS TAINAN CITY

*With the manual for disaster prevention  
in hand, live happily without worries.*



# CONTENTS



<b>1</b>	<b>Is My Home in the Potential Disaster Area?</b>	
	1.Is My Home in the Potential Disaster Area?.....	001
	2.Potential Distribution of Floods in Tainan City .....	002
	3.Potential Distribution of Mudslides in Tainan City.....	003
<b>2</b>	<b>What Should I Do Before Disaster?</b>	
	1.Preparation of Household Goods .....	005
	2.Home Surroundings Checkup .....	007
	3.Surroundings and Family Disaster Preparedness Card .....	009
	4.Disaster Preparedness Drill in the Community .....	011
	5.Emergency Kit .....	012
	6.Make Use of Media .....	014
<b>3</b>	<b>Earthquake Disaster</b>	
	1.What Should I Do during an Earthquake .....	019
	2.What Should I Do after an Earthquake .....	023
	3.The Response toward the Tsunami Followed an Earthquake .....	025
<b>4</b>	<b>Typhoon &amp; Flood Disaster</b>	
	1.What Should I Do in the Face of Typhoon and Flood .....	027
	2.What Should I Do after the Disaster .....	030
	3.Four Tips of Preventing Dengue Fever .....	031
<b>5</b>	<b>Mudslide Disaster</b>	
	1.What Should I Do after the Alarm Is Issued .....	033
	2.What Should I Do after the Disaster .....	035
	3.Issues and Precautions against Mudslide .....	037
<b>6</b>	<b>Fire Disaster</b>	
	1.Five Common Causes of Domestic Fire .....	039
	2.How Should I Report .....	044
	3.Tips for Escape during a Fire .....	045
	4.Should I Put out the Fire First or Run away during Fire?.....	047
	5.What Should I Do after the Fire .....	048

## 7 Other Disasters

1.Take a Bath Safely in Winter .....	051
2.Let off Firecrackers Safely .....	055
3.Use Gas Tank Safely .....	058

### Safety Guidelines for Water Activities

1.Choose Wisely the Location of Water Activities .....	061
2.Things to Know before Playing in the Water .....	063
3.Things to Know When Playing in the Water .....	064
4.How to Deal with a Rip Current .....	065
5.How to Save an Active Drowning Victim? .....	066

### Self-rescue and Safety Codes in Water

1.Basic Principles of Self-rescue in Water .....	067
2.How to Prolong Survival during Waiting .....	067

## 8 Who Can I Turn to after the Disaster?

1.Emergency Relief for Citizens .....	071
2.Immediate Emergency Assistance .....	071
3.Relief for Natural Disasters .....	072
4.Agricultural Cash Relief for Natural Disasters .....	073
5.Building Structure Safety .....	073

## 9 Disaster Prevention in the First Aid Classroom

1.Earthquake .....	075
2.Typhoon & Flood .....	076
3.Mudslide .....	077
4.Automated External Defibrillator (AED) and Cardiopulmonary Resuscitation (CPR) .....	078
5.What to Do with Severe Bleeding? .....	080
6.Heimlich Maneuver .....	082

## 10 Appendix

1.Tainan City First Aid Responsibility Hospital List .....	085
2.District Office, Police Office, and Fire Department List .....	086
3.Disaster Information Websites .....	097
Periodically Fill out the Checklist for Domestic Fire Safety .....	098
Periodically Fill out the Checklist for Electric Fire Safety .....	099

1

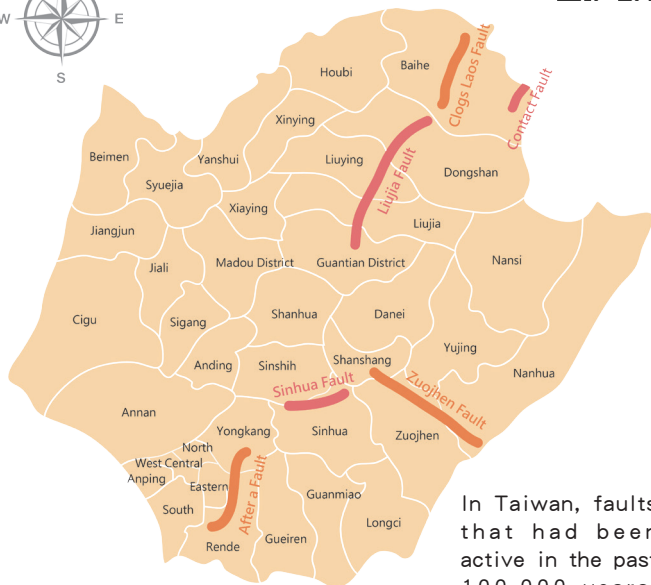


**Is My Home in the  
Potential Disaster  
Area?**

# — Is My Home in the Potential Disaster Area?



Reference : Central Geological Survey, R.O.C.  
<http://fault.moeacgs.gov.tw/MgFault/>



In Taiwan, faults that had been active in the past 100,000 years, or may be active in the future are called “active faults.”

## Legend



Type 1 (Faults that had been active in the past 10,000 years)



Type 2 (Faults that had been active in the past 100,000 to 10,000 years)



Boundaries of Tainan City

# Potential Distribution of Floods in Tainan City

Reference : Water Resources Agency, MOEA







### Legend

 Water System

 Boundaries of Tainan City

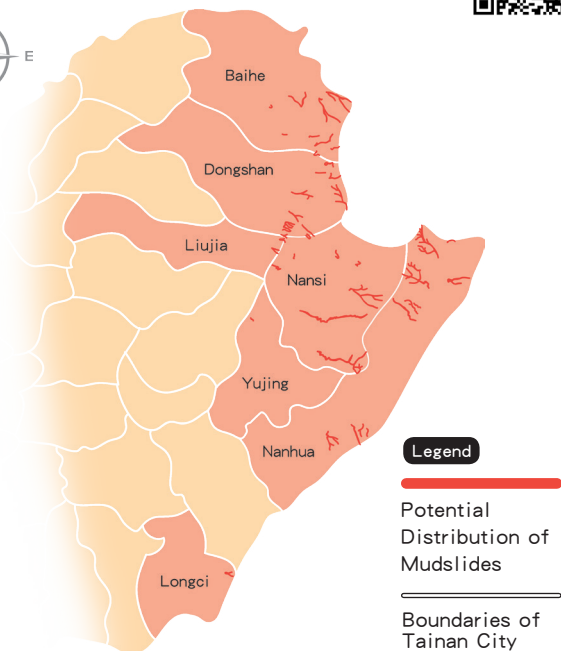
### Legend of Flooding

350 mm of rainfall accumulated on this day (Schematics)

-  0.3m-0.5m
-  0.5m-1.0m
-  1.0m-2.0m
-  2.0m-3.0m
-  >3.0m

# Potential Distribution of Mudslides in Tainan City

Reference : Soil and Water Conservation Bureau,  
Council of Agriculture, Executive Yuan  
<https://246.swcb.gov.tw/debrisInfo/DebrisStatistics.aspx>



Dalin, Guanling, Liuxi, Siancao Vil, Baihe Dist, Nanshih, Qingshan, Dongshan, Gaoyuan Vil, Dongshan District, Guidan, Jhaoxing, Wanqiou, Mizhi Vil, Nanxi District, Yushan, Guanshan Vil, Nanhua District, Fongli Vil, Yujing District, Daciou Vil, Liujia District, Longchuan Vil, Longci District



# 2



**What Should I Do  
Before Disaster?**

# 1 Preparation of Household Goods



Store a 3-day supply of food and water by the average consumption of the household, and remember to change the supplies regularly.

Store water with buckets or bathtubs, and be mindful of breeding vector mosquitoes.



Prepare flashlight, candles, cellphone batteries, and power banks in case of blackouts and a call out for help.



Have an emergency kit of supplies including first aid kit, diapers, personal hygiene, and pet food & supplies ready on hand.




## 2 Home Surroundings Checkup

Secure furniture and make sure the doors and windows are intact and closed tightly.

### Sealing the top

Fill up the upper space of furniture, so it won't slide around.



### Sealing the bottom

Use shims or newspapers to let the furniture lean against the wall tightly, so it won't slide around.




### Arrangement of the interior

Put heavy objects on the lower shelves of closet, so it won't slide around.



### Arrangement of peripheral item

Fasten heavy furniture to the wall tightly, so it won't fall onto the bed or block up the runway.








Make sure all the hangers outside the house such as plant pots, signboards, or water tanks are fastened or secured.

Make sure you know where you can get sand bags. You can call the district office for help or surf their websites.



Inspect the gas tank and make sure the tank is full. Check the water drains of balcony or roof, and the ditches around the house and make sure they aren't blocked and the water can be drained away.



### 3 Surroundings and Family Disaster Preparedness Card



For the residents nearby seashores, be mindful of storm surges and seawater intrusion.

Residents in low-altitude coastal areas should be aware of any storm surges, and take precautions against sea intrusion.

The storm surge!!



Identify shelters in the neighborhood and the escape routes together with your family, and give your home a disaster checkup for safety and for help.

#### How to make sure the location of shelters?

- 1.Surf the websites of district offices.
- 2.Look at the disaster billboards or direction signs.
- 3.Shelters divided by colors: green (earthquake), blue (flood), brown (mixed disaster).
- 4.Identify all information on disaster preparedness map (shelter location and phones).

## Family Disaster Preparedness Card

Class : \_\_\_\_\_  
Student ID : \_\_\_\_\_

### ★Emergency meeting spot

( Earthquakes and fires ) outside the home : \_\_\_\_\_ outside the community : \_\_\_\_\_  
( Typhoons and floods/ sloping land ) outside the home : \_\_\_\_\_ outside the community : \_\_\_\_\_

### ★Emergency contact person ( local )

Title : \_\_\_\_\_  
Phone : \_\_\_\_\_  
TEL ( day ) : \_\_\_\_\_  
TEL ( night ) : \_\_\_\_\_

### ★Emergency contact person ( outside the city )

Title : \_\_\_\_\_  
Phone : \_\_\_\_\_  
TEL ( day ) : \_\_\_\_\_  
TEL ( night ) : \_\_\_\_\_

### ★Refugee shelter ( emergency shelter )

Address : \_\_\_\_\_  
Phone : \_\_\_\_\_

Note: You can contact your local office staff or website. The "Health and Social Welfare Department, Social Assistance and Social Work Division" website, the county city hall, social bureau, and fire station website should all have access to disaster cards. If the local division has different types of refuge areas for different disasters, different types of information should be filled out on the card.

### ★1991 safety hotline appointment phone number \_\_\_\_\_

Agree on a number for family and friends to use. A home phone (including area code) or mobile phone number is best. For example, if the home phone number is: 06-2344567, dial: 062344567.

### 範例

## Family Disaster Preparedness Card

Class : \_\_\_\_\_  
Student ID : \_\_\_\_\_

### ★Emergency meeting spot

( Earthquakes and fires ) outside the home : The fountain in the park by the side of our home outside the community : The eastern garden in oo Junior high school.  
( Typhoons and floods/ sloping land ) outside the home : \_\_\_\_\_ outside the community : \_\_\_\_\_

### ★Emergency contact person ( local )

Title : uncle  
Phone : 0912-123-456  
TEL ( day ) : 06-2987-6543  
TEL ( night ) : 06-2765-4321

### ★Emergency contact person ( outside the city )

Title :  aunt  
Phone : 0934-345-678  
TEL ( day ) : 035-551-4213  
TEL ( night ) : 035-551-4213

### ★Refugee shelter ( emergency shelter )

Address : OO middle school (North Dist., Tainan City 704, Taiwan (R.O.C.))  
Phone : 06-29134176

Note: You can contact your local office staff or website. The "Health and Social Welfare Department, Social Assistance and Social Work Division" website, the county city hall, social bureau, and fire station website should all have access to disaster cards. If the local division has different types of refuge areas for different disasters, different types of information should be filled out on the card.

### ★1991 safety hotline appointment phone number 06-

Agree on a number for family and friends to use. A home phone (including area code) or mobile phone number is best. For example, if the home phone number is: 06-2344567, dial: 062344567.

Fill out a Family Disaster Preparedness Card with the whole family altogether.

## 4 Disaster Preparedness Drill in the Community



Old Li, there will be a typhoon here in Tainan City tomorrow, remember to be well-prepared.

Get along with your neighbors in community activities, gatherings, while waiting for garbage trucks.



It's time for discussion!

Practice drills with the neighbors and understand the safety surroundings in the community meetings held by community committee.




## 5 Emergency Kit



 Personal ID Documents  
(Papers for identification)




 Swiss Army Knives




 3-Day Supply of Rations

Place in a visible and accessible place in the house.



 drinking water  
(3-Day Supply of Water)




 Raincoats



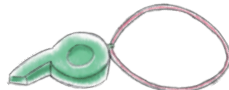
✓ First Aid Kit  
(OTC medications)



✓ Portable Radio  
(with Batteries)



✓ Thick  
Cotton Gloves



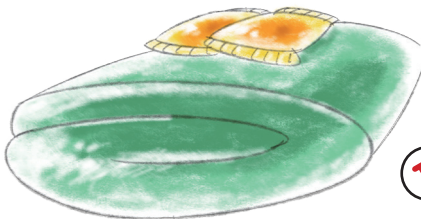
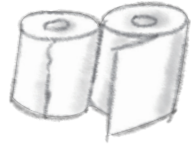
✓ Whistles



✓ Flashlights  
(with Batteries)



✓ Personal  
Clothing &  
Hygiene Items



✓ Blankets &  
Hand Warmers

## 6 Make Use of Media

### Before Disaster

Monitor Emergency Radio, News Radio, or Television News for Relevant Information.



Truly ~



You may download cellphone apps regarding disasters. (from Central Weather Bureau, Water Resources Agency, SWCB, etc.)



You may call Weather Info Hotline "166" or "167" via telephone or go directly to the website of Central Weather Bureau (<http://www.cwb.gov.tw/V7/index.htm>) to keep yourself updated with the latest information in preparation for various disasters (applicable to typhoon, flooding, earthquake).



You may go to Disaster Information Website of Water Resources Agency, Ministry of Economic Affairs ([http://fhy.wra.gov.tw/PUB\\_WEB\\_2011/Default.aspx](http://fhy.wra.gov.tw/PUB_WEB_2011/Default.aspx)) to check the latest information regarding water, and sign up for the "Pro-active Civilian Flood Alarm System" for the latest flood information. (applicable to typhoon or flooding)



You may go to Mudslide Disaster Information Website (<http://246.swcb.gov.tw/>), constructed by the Soil and Water Conservation Bureau, Council of Agriculture, Executive Yuan (SWCB) for mudslide alarm and live images. (applicable to mudslide)

## During Disaster

Report safety to 1991 safety hotline in disaster.



## Voice Mail

**step 1** Call the 1991 safety hotline

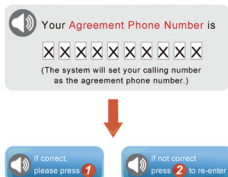
**step 2** Select language



**step 3** Select the "voicemail" or "hear voicemails" option

**step 4** Leave a message  
determine the phone number used for the appointment

**step 4** hear voicemails  
determine the phone number used for the appointment



## Message Board

**step 1** Homepage

Homepage: enter www.1991.tw



**step 2** Accept the terms and conditions

After entering the homepage, read the terms and conditions; if there are no issues, check the agreement box and enter the system



**step 3** Enter the appointment number to proceed to the message boards

**> Enter the agreement phone number**

1 - Enter your agreement phone number \*

2 - Select the bulletin board format

3 - Type what you see in the right box \*

9 2 5 <Try another one>

Send

It is recommended the phone number agreed by all the members of the family be used as the agreement phone number (mobile phone number or area codes-local phone number) in order to facilitate future message record retrieval.

If you enter the password, the system will record your emergency contact's e-mail as you log in. This mail information will be automatically filled in the next time you use the same ID and password to log in so that you can quickly fill in the required information.

Bulletin Board    Accessible Bulletin Board

Bulletin board uses multimedia webpage; accessible online message board uses traditional static webpage.

1 Go to the bulletin board, enter the agreement phone number (password can be set according to individual needs).

**Agreement Phone Number :** If it is a local phone number, please include the area code. For example, for 02-2344-XXXX, please enter 022344XXXX. If it is a mobile phone number, for example, 0901-216-XXX, please enter 0901216XXXX.

**Set Password :** If you enter a password, the system will record the emergency contact person's email address you entered when logged in. Next time when using the same agreement phone number and password to log in, the system will automatically show the emergency contact person's email address.

2 Select the bulletin board type you want to use (Bulletin board uses multimedia webpage, Accessible online message board uses traditional static webpage).

3 Enter the captcha to click "send" to enter the bulletin board.

**step 4** Leave a message


- 1.View messages on the boards
- 2.Post a message
- 3.Listen to phone voicemail

**step 4** Accessible message board

- 1.View messages on board
- 2.Post a message
- 3.Listen to phone voicemail

step  
5

Share messages on social media.



In case of emergency, call 119, 110, or 1999 for help.



If Tainan Disaster Response Center is open, you can also call 06-2989119.

For more information on disasters, search “Tainan Municipal Government Disaster Response Notification Network” on the internet.



People with speech impairments can report cases via text message : 0911-511915 or 0911-511916.