


3



**Earthquake
Disaster**

1 What Should I Do during an Earthquake



Outdoors: Watch out for falling trees, electricity wires, signboards, air-conditioners, pots, roof tiles, broken glass, etc.; stay away from areas such as construction sites, poles, walls and so on; remain calm whenever you move; do not panic.

Indoors: In most situations, you will reduce your chance of injury if you do the follows.

At Home:

DROP where you are, onto your hands and knees.

COVER your head and neck with one arm and hand.


HOLD ON until shaking stops.



In Bed: Cover your head and body with pillows and quilts to avoid personal injury by falling lights or broken glasses.




Make good use of Family Disaster Preparedness Card, avoid walking barefoot, and move to a relatively safe area for rescue.



At School: Drop, Cover, Hold

Keep yourself safe. Drop beneath the desks, and keep yourself safe. If you are at the hallway, squat down, keep away from the window and hide beside the wall. If you are at the staircase, hold tight to the handrail and follow the instructions of teachers.


In an Elevator: Press the button for each floor, grasp the railing with both hands, press your back and head tightly to the wall of the elevator to protect your spine, and bend your knees a little to decrease the impact.



In a Moving Car: Turn on the breakdown light, move your car to the right side of the road slowly, and turn off the engine. Do not forget to bring your personal valuables and IDs. Leave the car key in the car, move to an open space, and wait for help.



In a Train Station: Hide beneath a chair or move to a nearby pillar or wall and squat down for shelter. Make good use of the handbags, luggage, or clothing at hand to protect your head. Be careful not to fall off the platform. And follow the instructions of the staff to safety. If you are in a train, grasp the handrail, the ring, or chair firmly to keep safe, and follow the instructions of the staff.



In an Airport: Hide beneath a chair or move to a nearby pillar or wall for shelter. Be mindful of falling objects such as steels and lamps. Keep away from ceiling window, and cover your head and body with the luggage, bags, or clothing at hand.

2 What Should I Do after an Earthquake



Safety First: Once the earthquake stops, make sure the gas and the power at home are off, go to the designated place to wait for your family, and call 1991 to check the safety of your family. Keep safe, and follow the instructions of the staff.

Trapped: Remain calm and see where you are. Call for help with cellphone or phone nearby. If there is no signal, hit the wall with hard objects at hand to make sounds, so that the rescuers can locate your position.





Evacuation: Look out for neighbors, and assist them to safety or give them basic first aid if necessary.



Other Tips:

Check the safety of the evacuation route, and follow the instructions of officials, police officers and firemen; take care of each other and avoid moving alone and assist those in need during the evacuation.

The time span for shelter and the point of returning home to rebuild depend on the instruction of officials, police officers and firemen. Do not return home at random.



3 The Response toward the Tsunami Followed an Earthquake



Know the Tsunami Alarm

1. Announcement

- (1) Alarm will sound for 5 seconds, pause for 5 seconds, and then sound again for 5 seconds (15 seconds total). After this, it will switch to a voice broadcast.

1. Announcement for offshore tsunami: Tsunami warning, please evacuate to higher ground (continue announcement depending on situation).

2. Announcement for far-off tsunami: Tsunami will strike at 00 hours 00 minutes, please evacuate to higher ground.

- (2) Siren: Sound for 5 seconds, pause for 5 seconds; repeat nine times, 85 seconds in total.

2. Stop 1 long sound, 90 seconds in total.

Go quickly to the nearest emergency shelter or high ground for safety

Learn about the emergency maps at your whereabouts in peacetime (available for download on the websites of City Government and district offices). Check for the nearest emergency shelter in the face of tsunami, and go there ASAP.



4



Typhoon & Flood Disaster

1 What Should I Do in the Face of Typhoon and Flood



For the information related to typhoon and flood, please check "Tainan Emergency Response Bulletin Website". (<http://disaster.tainan.gov.tw/disaster/>)

Upgrade the disaster information with the free APP of Tainan Newest Flood Instant Messenger, which offers lots of information including water level, rainfall precipitation, and flood alarm in low-lying areas etc.



At the time of typhoon and flood, Emergency Response Center will open. In addition to 119 or 110 in the case of emergency, you may also call 06-2989119 to Tainan Emergency Response Center for help.

If there is blackout due to a typhoon or heavy rain, be careful with fire and keep it away from the flammables to avoid potential fire.





Do not watch waves, play in water, collect stones, go fishing, or go mountain climbing activity during the time of typhoon or flood to avoid any accidents.

If you have to drive outside during typhoon, please reduce your speed and watch out for safety. If there is strong wind while driving, or flooding on the road, please park the car on the roadside. Do not drive under such circumstances.



I should stay at home obediently ○ ○ ○

Strong wind would result in the fall of signboards, trees or flying iron-sheet roof. Avoid going out and just stay home.

Check with your neighbors, and provide assistance in evacuation and care for each other.



Evacuation




Check the safety of the evacuation route, and follow the instructions of officials, police officers and firemen; take care of each other and avoid moving alone and assist those in need during the evacuation.



If trapped, call with any communication devices at hand to report the whereabouts of you or your family. Be as specific as possible about your location and status for rescue.

The time span for shelter and the point of returning home depend on the instruction of officials, police officers and firemen. Do not return home at random.



2 What Should I Do after the Disaster

Continue to pay attention to weather reports or check the Tainan Municipal Government Disaster Response Network to determine whether the typhoon has left before going out. Always pay attention to the possibility of heavy rain from the southwesterly airflow.



Check the exterior of the house, the damage of electricity wires, and gas pipelines. Clean inside out of the house. Remove water and sterilize to avoid any disease such as dengue fever.





Be careful with any damaged signboards, trees, or traffic signs when going out. Beware of damaged or flooded roadside, ditches, and bridges.



3 Four Tips of Preventing Dengue Fever

1. Clean and dry containers well.



2. Clean and dry vases well.




3. Eliminate the habitats of Aedes mosquitoes by reducing open collections of water.



4. Pack containers well before throwing away.



5



Mudslide Disaster

1 What Should I Do after the Alarm Is Issued

For the information related to mudslide, please check “Tainan Emergency Response Bulletin Website” .
(<http://disaster.tainan.gov.tw/disaster/>)



Tainan Emergency Response Center will open during disasters. In addition to 119 or 110 in the case of emergency, you may also call 06-2989119 to Tainan Emergency Response Center for help.

Keep yourself safe. Bring along the emergency kit and follow the instructions of emergency personnel to the designated shelter.





Check the safety of the evacuation route. Check with your neighbors, provide assistance in evacuation, and care for each other.

Evacuate

Evacuate and beware of landslides!!!


Check the safety of the evacuation route, follow the instructions of officials, police officers and firemen, take care of each other, and avoid moving alone and assist those in need during the evacuation.



If trapped, call with any communication device around you to report the whereabouts of you or your family. Be as specific as possible about your location and status for rescue.




To avoid danger,
please do not go
home!!!



The time span for shelter and the point of returning home to rebuild depend on the instruction of officials, police officers and firemen. Do not return home at random.

2 What Should I Do after the Disaster


Be careful of
landslides!!!




1. Continue to pay attention to weather reports or surf the Tainan City Hall disaster response network.
2. People in the evacuation shelter will only be allowed to go out or leave after confirmed by disaster prevention personnel.

Be careful on your way home. Check if the exterior of the house, the electricity wires, and gas pipelines are damaged.

Check your house!

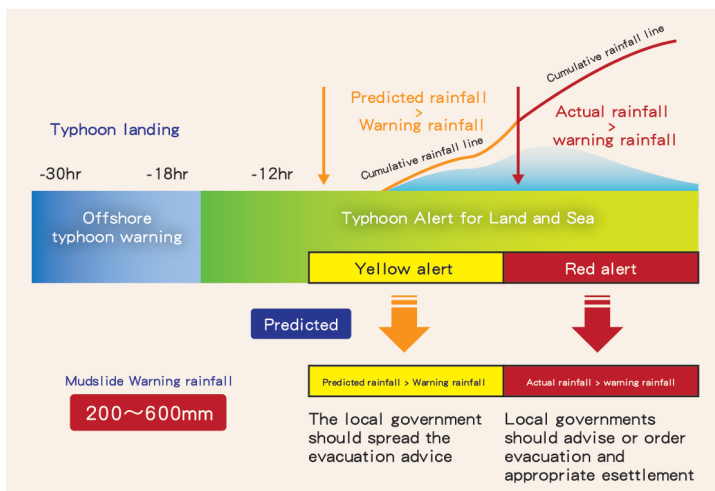


My goodness, the pipe lines are damaged.



If there are any problems or roads damaged, please call 1999, Tainan Citizen Hot Line.

3 Issues and Precautions against Mudslide



Reference : Soil and Water Conservation Bureau, Council of Agriculture, Executive Yuan

<http://246.swcb.gov.tw/debrisClassInfo/disasterdeal/disasterdeal1.aspx>



Council of Agriculture Executive Yuan will issue the red or yellow warnings of mudslide by accumulated precipitation data and the weather report issued by Central Weather Bureau.

If the yellow warnings are issued, the residents need to follow the orders of local government and be sheltered in advance.

If the red warnings are issued, the residents are forced to be evacuated and be sheltered.