

For Foreigners

Notes on Traffic Safety in Taiwan

Cars

Traveler



I. Cars

1. Drivers Must Hold the Following Two Qualifications, Conditions, and Licenses


- (1) 18 years of age.
- (2) Attained (or renewed) a Taiwan driver's license or a reciprocal driver's license and an international driver's license.

2. Notes Before Driving

- (1) It is government policy to purchase mandatory automobile liability insurance.
- (2) The majority of highways are tolled; **cars equipped with eTag barcodes are recommended** to facilitate toll collection.




- (3) When driving with children under 4 years old and 18 kg (excluding taxis), a portable baby crib, child-suitable seat, or rear-facing child car seat must be fitted in the back seat according to age and weight.



- (4) Driving after taking drugs or consuming alcohol is **strictly prohibited**

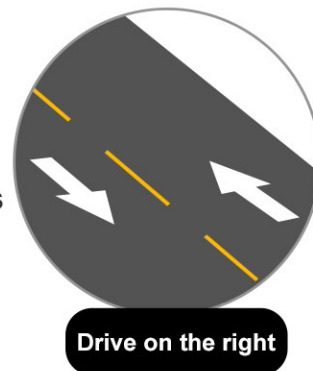
3. Notes on Driving



- (1) Drivers and passengers must wear a **seatbelt**.

Children under the age of 12 must be seated in the back.

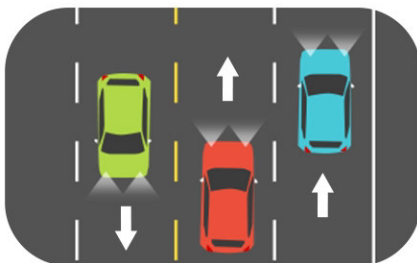
- (2) Cars use the right-hand lane of the road, and signs and markings must be followed accordingly.



- (3) Speed Regulations:

The **speed limit is 80-110kph on highways and 60-90 kph on expressways**. You must drive according to the speed limit. Speed markings on normal roads must be obeyed. Drive at 50kph if there are no speed markings on the road, 40kph in a low-speed vehicle lane, and 30kph on roads or alleys without lane markings in the city.

- (4) Dangerous driving manners, including zigzagging, severely exceeding the speed limit, or arbitrarily approaching or suddenly changing lanes to force other cars to give way, are strictly prohibited.
- (5) Drivers must not use a hand-held mobile phone or smoke while driving.



- (6) **White stripes markings on the road are for cars traveling in the same direction; yellow stripe markings are to separate cars traveling in opposite directions.**

- (7) Drivers must always allow pedestrians to cross on a pedestrian crossing regardless of whether a traffic officer is directing the traffic or a sign suggesting to do so.
- (8) Turning right on a red light is prohibited unless there is a sign for turning right at the signalized intersection.

(9) When traveling through an intersection, cars approaching a red flashing light should give way to cars approaching a yellow flashing light.

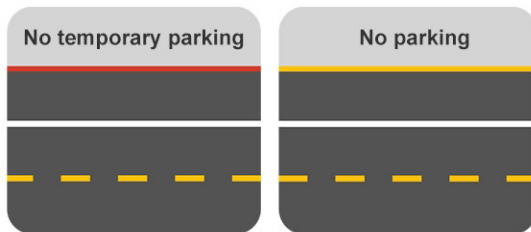
(10) Traveling a roundabout: Cars should travel in an anti-clockwise direction at a roundabout.

(11) Some highways are tolled, including National Freeway 1, National Freeway 3, National freeway 3A, and National Freeway 5. Please note that there are no signs at the entrance to a highway to specify "收費 (toll fees)."



4. Notes on Car Parking

(1) Red lines on the side of a road mean no temporary parking allowed while yellow lines mean no temporary parking over 3 minutes.



(2) Roadside parking bays in the city are mostly metered. When a ticket is issued, you must pay at a convenience store within the date given on the ticket.

停車繳費通知單

001234567

費率: 小客車 ABC-1234

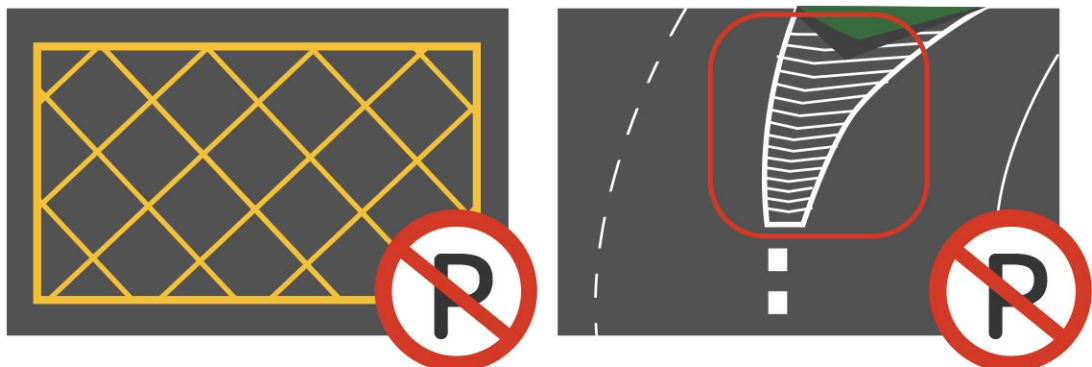
編號: 001234567001234567

車號: XYZ-0000 單位編號: 1234
停車地點:

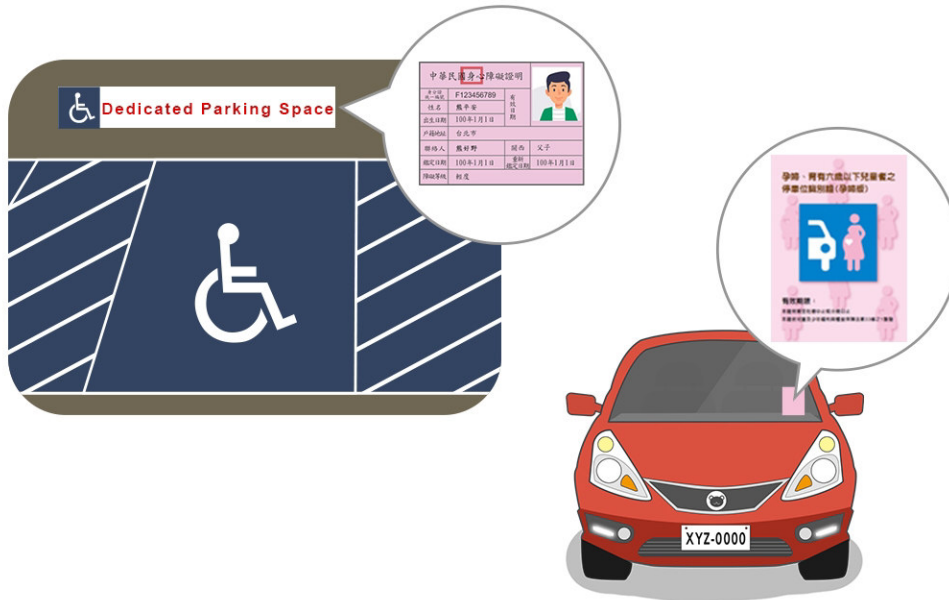
停車日期: 100/01/01 繳費截止日期: 100/02/01

(3) No parking or temporary parking is permitted within 10 meters of an intersection or bus stop; or 5 meters from fire hydrants and fire station entrances.

(4) Temporary parking in a yellow grid or lane channel marking is strictly prohibited.




- (5) Children **under 6 years** must not be left alone in a car.
- (6) **Parking spaces dedicated to the disabled or women with children** must not be used without a valid certificate. A certificate **must be clearly visible through the windscreen** when parking.



5. Other notes on Car

- (1) When involved in a road traffic accident, **the police** must be notified immediately (**call 110**) and the driver must remain at the scene. Otherwise, he/she may be found criminally liable. If there is an injured person, **an ambulance** can be called at the **same time (call 119)**.



For Foreigners

Notes on Traffic Safety in Taiwan

Motorcycles

Traveler




II. Motorcycles

1. Motorcyclists Must Have the Following Two Qualifications, Conditions, and Licenses

- (1) 18 years of age.
- (2) Attained (or renewed) a Taiwanese driver's license or a reciprocal driver's license and an international driver's license.

2. Notes Before Riding



- (1) It is government policy to purchase mandatory motorcycle liability insurance.
- (2) Traveling on a motorcycle after taking drugs or consuming alcohol is strictly prohibited. The offender will face criminal liability.
- (3) Only 1 passenger is permitted to be carried on a motorcycle. No passenger is permitted on a small motorcycle.

3. Notes on Riding a Motorcycle

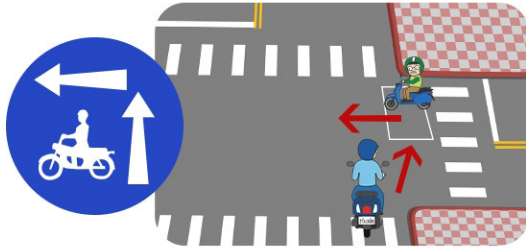
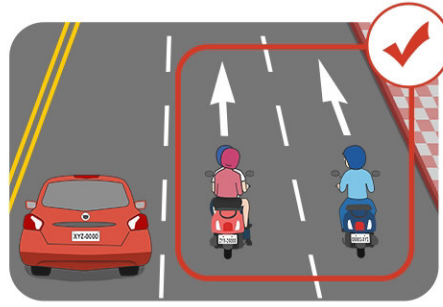
- (1) Helmets are mandatory for both the motorcyclist and passenger.
- (2) Motorcycles use the right-hand lane of the road, and signs and markings must be followed accordingly.
- (3) Riding a motorcycle dangerously, including zigzag riding, severely exceeding the speed limit, or arbitrarily approaching or suddenly changing lanes to force other motorcycles to give way is strictly prohibited.



- (4) A motorcyclist must not use a hand-held mobile phone or smoke while riding.

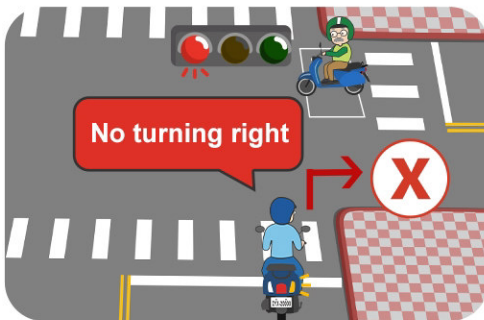
- (5) White stripe markings on the road are for cars (motorcycles) traveling in the same direction; yellow stripe markings are to separate cars (motorcycles) traveling in opposite directions.
- (6) Motorcycles are prohibited on highways or expressways; however, motorcycles over 250cc are permitted on expressways.

(7) Except for those over 250cc, motorcycles should stay on the outer 2 lanes on a 3-lane single direction road. Where there is a "No Motorcycle" 禁行機車 (sign or marking), the motorcyclist must follow



(8) Motorcyclists must follow the two-stage left turn rule when turning at intersections.

(9) Motorcyclists must always allow a pedestrian to cross on a pedestrian crossing regardless of whether a traffic officer is directing the traffic or a sign suggesting to do so.



(10) Turning right on a red light is prohibited unless there is a sign for turning right at the signalized intersection.

(11) When traveling through an intersection, motorcycles approaching a red flashing light should give way to other motorcycles approaching a yellow flashing light.



(12) Traveling on a roundabout: Motorcycles should travel in an anti-clockwise direction at a roundabout.

4. Notes on Motorcycle Parking

(1) Red lines on the side of a road mean no temporary parking while yellow lines mean no temporary parking over 3 minutes.



- (2) Some roadside parking in the city is metered. When a ticket is issued, you must pay at a convenience store within the date given on the ticket.
- (3) No parking or temporary parking is permitted within 10 meters of an intersection or a bus stop; or 5 meters from fire hydrants and fire station entrances.
- (4) Temporary parking in a yellow grid or lane channel marking is strictly prohibited.
- (5) Motorcycles over 250cc must be parked in a car parking bay. Other motorcycles must park in dedicated spaces.



- (6) Parking in space dedicated to the disabled is prohibited without a certificate.

5. Other notes on Motorcycle

- (1) When involved in a road traffic accident, **the police** must be notified immediately (**call 110**), and the motorcyclist must remain at the scene. Otherwise, he/she may be found criminally liable. If there is an injured person, an **ambulance can be called at the same time (call 119)**.



For Foreigners

Notes on Traffic Safety in Taiwan

Bicycles


Traveler



III. Bicycles

1. Notes Before Riding a Bicycle

- (1) An electric bicycle must have a certification label either pasted or hung on the bicycle.



- (2) A cyclist must be 18 years or over to carry a passenger (limited to children of 1-6 years old). When carrying a child on a bicycle, both the bicycle and seat must have a certification label.

- (3) No passengers are permitted on an electric bicycle.

- (4) Riding a bicycle after consuming alcohol is strictly prohibited, the offender will face criminal liability.



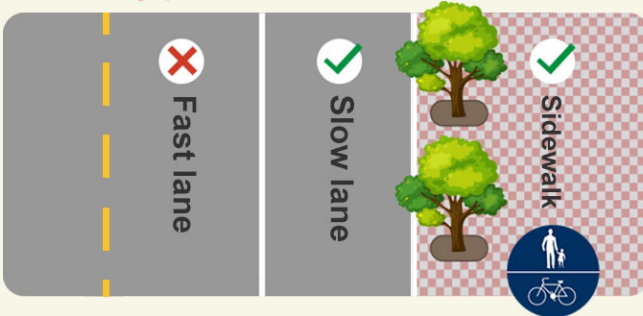
A cyclist must be 18 years or over

Must be 1-6 years old





2. Notes on Riding a Bicycle

- (1) A bicycle must travel on the right side of the road in the slow lane or on the side of the road. Except for some sidewalks where cyclists are permitted, using other sidewalks, fast lanes, highways, and expressways are strictly prohibited.



- (2) Riding an electric bicycle requires a helmet. Helmets are recommended for those riding other types of bicycles and their passengers.

- (3) A cyclist must not use a hand-held mobile phone.



(4) White stripe markings on the road are for cars (bicycles) traveling in the same direction; yellow stripe markings are to separate cars (bicycles) traveling in opposite directions.

(5) Travel speed must not exceed **25kph.**

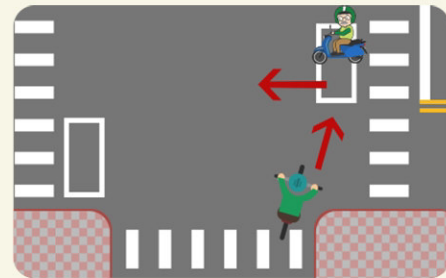


(6) Cyclists must always allow a pedestrian to cross on a pedestrian crossing regardless of whether a traffic officer is directing the traffic or a sign suggesting to do so.

(7) **Turning right on a red light is prohibited** unless there is a sign for turning right at the signalized intersection.

(8) When traveling through an intersection, bicycles approaching a red flashing light should give way to bicycles approaching a yellow flashing light.

(9) Cyclists must follow the **two-stage left turn rule** when turning at intersections.



(10) Traveling at a roundabout: Cyclists should travel in the anti-clockwise direction at the roundabout.

3. Notes on Parking a Bicycle

Bicycles may be parked in motorcycle parking spaces on the road that are not metered. Parking in a bay dedicated to the disabled is prohibited.

4. Other Notes

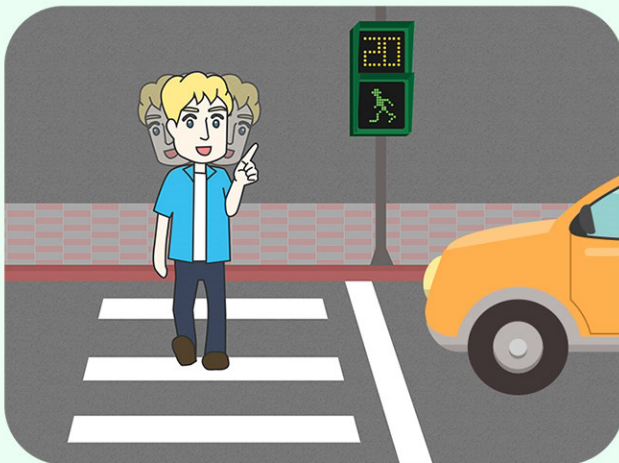

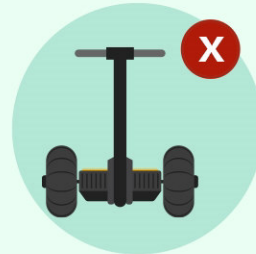
When involved in a road traffic accident, the police must be notified immediately (call 110) and the cyclist must remain at the scene. Otherwise, he/she may be found criminally liable. If there is an injured person, an ambulance can be called at the same time (call 119).

IV. Pedestrians

1. Notes on Pedestrians

- (1) Pedestrians, including those who walk, those in a wheelchair, or medical mobility scooter, should use a sidewalk or pedestrian arcade. When on the road without a sidewalk or pedestrian arcade pedestrians must walk on the side while being mindful of other vehicles and pedestrians' movement.

- (2) Scooters, inline skates, electric scooters, SEGWAYSs, recreational scooters, or other similar personal vehicles are prohibited on the road.



- (3) When crossing at an intersection, you must be mindful of the traffic direction and turning motorcycles.

- (4) Do not arbitrarily cross the road; pedestrian crossings must be used for crossing where there is one.