




# DISASTER PREPAREDNESS TAINAN CITY

*With the manual for disaster prevention  
in hand, live happily without worries.*





# CONTENTS



## 1 Is My Home in the Potential Disaster Area?

1.Is My Home in the Potential Disaster Area? .....	001
2.Potential Distribution of Floods in Tainan City .....	002
3.Potential Distribution of Mudslides in Tainan City .....	003

## 2 What Should I Do Before Disaster?

1.Preparation of Household Goods .....	005
2.Home Surroundings Checkup .....	007
3.Surroundings and Family Disaster Preparedness Card .....	009
4.Disaster Preparedness Drill in the Community .....	011
5.Emergency Kit .....	012
6.Make Use of Media .....	014

## 3 Earthquake Disaster

1.What Should I Do during an Earthquake .....	019
2.What Should I Do after an Earthquake .....	023
3.The Response toward the Tsunami Followed an Earthquake .....	025

## 4 Typhoon & Flood Disaster

1.What Should I Do in the Face of Typhoon and Flood .....	027
2.What Should I Do after the Disaster .....	030
3.Four Tips of Preventing Dengue Fever .....	031

## 5 Debris Flows Disaster

1.What Should I Do after the Alarm Is Issued .....	033
2.What Should I Do after the Disaster .....	035
3.Issues and Precautions against Debris flows .....	037

## 6 Fire Disaster

1.Five Common Causes of Domestic Fire .....	039
2.Fire Prevention in Tomb Sweeping Day .....	044
3.How Should I Report .....	045
4.Tips for Escape during a Fire .....	046
5.Should I Put out the Fire First or Run away during Fire? .....	048
6.What Should I Do after the Fire .....	049

## 7 Other Disasters

1.Take a Bath Safely in Winter .....	052
2.Let off Firecrackers Safely .....	056
3.Use Gas Tank Safely .....	059

### Safety Guidelines for Water Activities

1.Choose Wisely the Location of Water Activities .....	062
2.Things to Know before Playing in the Water .....	064
3.Things to Know When Playing in the Water .....	065
4.How to Deal with a Rip Current .....	066
5.How to Save an Active Drowning Victim? .....	067

### Self-rescue and Safety Codes in Water

1.Basic Principles of Self-rescue in Water .....	068
2.How to Prolong Survival during Waiting .....	068

## 8 Who Can I Turn to after the Disaster?

1.Emergency Relief for Citizens .....	072
2.Immediate Emergency Assistance .....	072
3.Relief for Natural Disasters .....	073
4.Agricultural Cash Relief for Natural Disasters .....	074
5.Building Structure Safety .....	074

## 9 Disaster Prevention in the First Aid Classroom

1.Earthquake .....	076
2.Typhoon & Flood .....	077
3.Mudslide .....	078
4.Automated External Defibrillator (AED) and Cardiopulmonary Resuscitation (CPR) .....	079
5.What to Do with Severe Bleeding? .....	081
6.Heimlich Maneuver .....	083
7.New Pandemic-safe Life .....	085
8.Where is the shelter you go to during an air raid? With this App, you are in good hands. ....	086
9. Cell Broadcast Service .....	088

## 10 Appendix

1.Tainan City First Aid Responsibility Hospital List .....	091
2.District Office, Police Office, and Fire Department List .....	092
3.Disaster Information Websites .....	103
Periodically Fill out the Checklist for Domestic Fire Safety .....	104
Periodically Fill out the Checklist for Electric Fire Safety .....	105

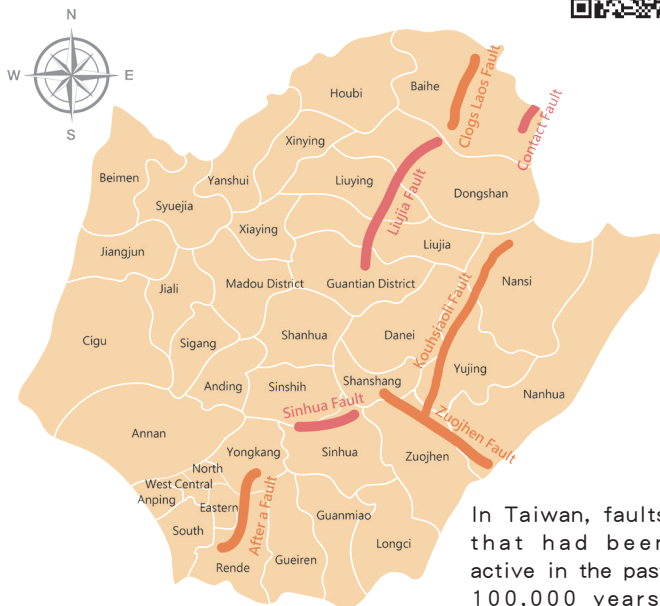
# 1



**Is My Home in the  
Potential Disaster  
Area?**

# 1 Is My Home in the Potential Disaster Area?

Reference : Genral Geological Survey,R.O.C.  
<https://fault.moeacgs.gov.tw/taiwanfaults/FaultShunt.html>



## Legend

Type 1 (Faults that had been active in the past 10,000 years)

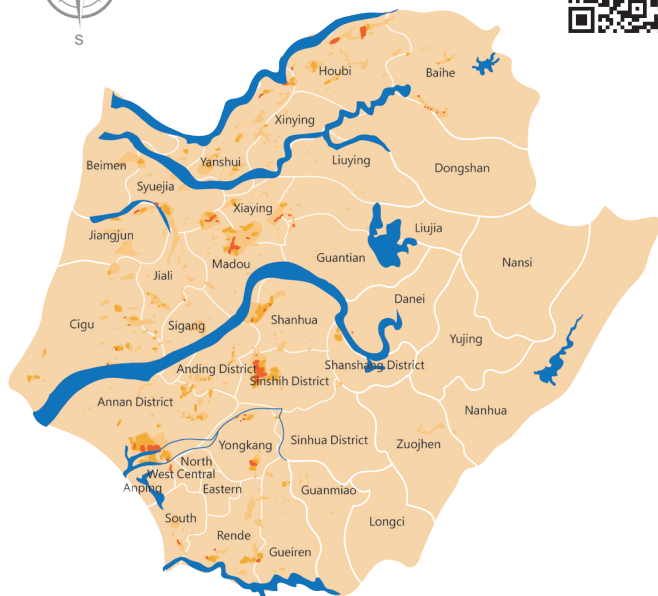
Type 2 (Faults that had been active in the past 100,000 to 10,000 years)

Boundaries of Tainan City

In Taiwan, faults that had been active in the past 100,000 years, or may be active in the future are called “active faults.”

## 2 Potential Distribution of Floods in Tainan City

Reference : Water Resources Agency, MOEA



### Legend

Water System

Boundaries of  
Tainan City

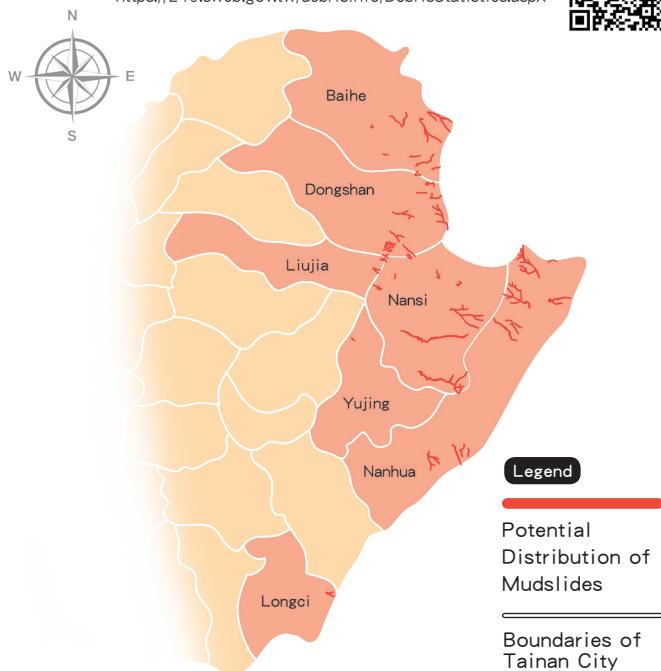
### Legend of Flooding

350 mm of rainfall accumulated on this day (Schematics)

- 0.3m-0.5m
- 0.5m-1.0m
- 1.0m-2.0m
- 2.0m-3.0m
- >3.0m

### 3 Potential Distribution of Debris flows in Tainan City

Reference : Soil and Water Conservation Bureau,  
Council of Agriculture, Executive Yuan  
<https://246.swcb.gov.tw/debrisInfo/DebrisStatistics.aspx>



In Tainan , There are 48 Debris flows , Dalin, Guanling, Liuxi, Siancao Vil, Baihe Dist, Nanshih,Qingshan, Dongshan, Gaoyuan Vil, Dongshan District, Guidan,Jhaoxing, Wanqiou, Mizhi Vil, Nanxi District, Yushan, Guanshan Vil, Nanhua District, Fongli Vil, Yujing District, Daciou Vil,Liujia District, Longchuan Vil, Longci District. Date last revised: June/2021



# 2



**What Should I Do  
Before Disaster?**

# 1 Preparation of Household Goods



Store a 3-day supply of food and water by the average consumption of the household, and remember to change the supplies regularly.

Store water with buckets or bathtubs, and be mindful of breeding vector mosquitoes.



Prepare flashlight, candles, cellphone batteries, and power banks in case of blackouts and a call out for help.



Have an emergency kit of supplies including first aid kit, diapers, personal hygiene, and pet food & supplies ready on hand.




## 2 Home Surroundings Checkup

Secure furniture and make sure the doors and windows are intact and closed tightly.


### Sealing the top

Fill up the upper space of furniture, so it won't slide around.



### Sealing the bottom

Use shims or newspapers to let the furniture lean against the wall tightly, so it won't slide around.




### Arrangement of the interior

Put heavy objects on the lower shelves of closet, so it won't slide around.



### Arrangement of peripheral item

Fasten heavy furniture to the wall tightly, so it won't fall onto the bed or block up the runway.






Make sure all the hangers outside the house such as plant pots, signboards, or water tanks are fastened or secured.


Make sure you know where you can get sand bags. You can call the district office for help or surf their websites.



Inspect the gas tank and make sure the tank is full. Check the water drains of balcony or roof, and the ditches around the house and make sure they aren't blocked and the water can be drained away.



OKAY ~



### 3 Surroundings and Family Disaster Preparedness Card



For the residents nearby seashores, be mindful of storm surges and seawater intrusion.

Residents in low-altitude coastal areas should be aware of any storm surges, and take precautions against sea intrusion.

The storm surge!!



Identify shelters in the neighborhood and the escape routes together with your family, and give your home a disaster checkup for safety and for help.

#### How to make sure the location of shelters?

- 1.Surf the websites of district offices.
- 2.Look at the disaster billboards or direction signs.
- 3.Shelters divided by colors: green(earthquake), blue (flood), brown (mixed disaster) ,red (mudslide).
- 4.Identify all information on disaster preparedness map (shelter location and phones) , Inundation Detector location.



## 家庭防災卡 Family Disaster Card

Name

School

Emergency contact

Title

Telephone

Emergency contact

Title

Telephone

Appointed telephone

Appointed location

填寫日期  年  月  日。此卡每年定期檢查一次

範例

## 家庭防災卡 Family Disaster Card

Name Aaron

School Happy School

Emergency contact

Title

Telephone

Emergency contact

Title

Telephone

Abel

dad

0912-345678

Abbott

uncle

0914-345678

Emma

mom

0913-345678

Ivy

aunt

0915-345678

Appointed telephone

School 06-23456789

Home 06-98765432

Appointed location

The fountain in the park by the side of our home

填寫日期 10 年 10 月 10 日。此卡每年定期檢查一次

Fill out a Family Disaster Preparedness Card with the whole family altogether.

## 4 Disaster Preparedness Drill in the Community



Old Li, there will be a typhoon here in Tainan City tomorrow, remember to be well-prepared.

Get along with your neighbors in community activities, gatherings, while waiting for garbage trucks.



It's time for discussion!

Practice drills with the neighbors and understand the safety surroundings in the community meetings held by community committee.

## 5 Emergency Kit

Items that must be prepared



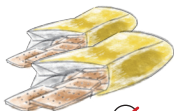
✓ Drinking water



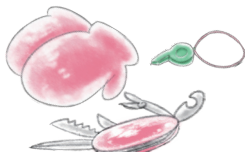
✓ First aid kit



✓ Personal ID documents  
(papers for identification)




✓ Rations



✓ Swiss army knives,  
whistle and thick  
cotton gloves



✓ Flash lights  
(with batteries)




✓ Tissue paper and wipes



✓ Portable radio  
(with batteries)



✓ Cash and change



✓ Evacuation map



✓ Spare key



✓ Raincoats



✓ Power bank  
and battery charger



✓ Personal clothing  
and hygiene items

## Anti-epidemic supplies



✓ Sanitizer



✓ Medical mask

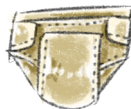


✓ Thermometer

## Baby and senior



✓ Milk powder



✓ Diapers


## Personal belongings



✓ OTC medications



✓ Hearing aids (with batteries)



✓ Notepad and pen



✓ Menstruation item

## key points



✓ Place in a visible and accessible place in the house



✓ Put the Emergency Kit besides doorway.



✓ Every half year update items in Emergency Kit periodically, and label "last updated" date on the Emergency Kit.



✓ Families can discuss together, and prepare Emergency Kit fit your needs.



✓ Bring personal Emergency Kit to shelter when be noticed to emergency evacuate.

## 6 Make Use of Media

### Before Disaster

Monitor Emergency Radio, News Radio, or Television News for Relevant Information.



iPhone



Android

Get the real-time warning information by downloading cellphone apps or scan QR-code.(from Central Weather Bureau, Water Resource Agency, SWCB)



You may call Weather Info Hotline “166” or “167” via telephone or go directly to the website of Central Weather Bureau (<http://www.cwb.gov.tw/V7/index.htm>) to keep yourself updated with the latest information in preparation for various disasters (applicable to typhoon, flooding, earthquake).



You may go to Disaster Information Website of Water Resources Agency, Ministry of Economic Affairs ([http://fhy.wra.gov.tw/PUB\\_WEB\\_2011/Default.aspx](http://fhy.wra.gov.tw/PUB_WEB_2011/Default.aspx)) to check the latest information regarding water, and sign up for the “Pro-active Civilian Flood Alarm System” for the latest flood information. (applicable to typhoon or flooding)



You may go to Mudslide Disaster Information Website (<http://246.swcb.gov.tw/>), constructed by the Soil and Water Conservation Bureau, Council of Agriculture, Executive Yuan (SWCB) for mudslide alarm and live images. (applicable to mudslide)

## During Disaster

Report safety to 1991 safety hotline in disaster.



## Voice Mail

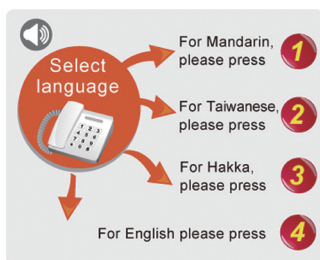
step 1

Call the 1991 safety hotline



step 2

Select language



step 3

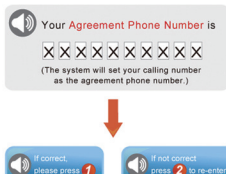
Select the "voicemail" or "hear voicemails" option



step 4

Leave a message

determine the phone number used for the appointment



step 4

hear voicemails

determine the phone number used for the appointment





## Message Board

step 1

Homepage

Homepage: enter [www.1991.tw](http://www.1991.tw)



step 2

Accept the terms and conditions

After entering the homepage, read the terms and conditions; if there are no issues, check the agreement box and enter the system



step 3

Enter the appointment number to proceed to the message boards

**> Enter the agreement phone number**

1. Enter your agreement phone number \*

2. Select the bulletin board format

3. Type what you see in the right box \*

It is recommended the phone number agreed by all the members of the family be used as the agreement phone number. (mobile phone number or area code+local phone number) in order to facilitate future message record retrieval.

If you enter the password, the system will record your emergency contact's e-mail as you log in. The e-mail information will be automatically filled in the next time you use the same ID and password to log in so that you can quickly fill in the required information.

Bulletin Board Accessible Bulletin Board

Bulletin board uses multimedia webpage; accessible online message board uses traditional static webpage.

9 2 5 <Try another one> Send

1. Go to the bulletin board, enter the **agreement phone number** (password can be set according to individual needs).

**Agreement Phone Number** : If it is a local phone number, please include the area code. For example, for 02-2344-XXXX, please enter 022344XXXX. If it is a mobile phone number, for example, 0901-216-XXX, please enter 0901216XXX.

**Set Password** : If you enter a password, the system will record the emergency contact person's email address you entered when logged in. Next time when using the same agreement phone number and password to log in, the system will automatically show the emergency contact person's email address.

2. Select the bulletin board type you want to use  
(Bulletin board uses multimedia webpage;  
Accessible online message board uses traditional static webpage).

3. Enter the captcha to click "send" to enter the bulletin board.

step 4

Leave a message

1. View messages on the boards
2. Post a message
3. Listen to phone voicemail

step 4

Accessible message board

1. View messages on board
2. Post a message
3. Listen to phone voicemail

step  
5

Share messages on social media.



In case of emergency, call 119, 110, or 1999 for help.



iPhone



Android

If Tainan Disaster Response Center is open, you can also call 06-2989119.

For more information on disasters, search "Tainan Municipal Government Disaster Response Notification Network" on the internet.



People with speech impairments can report cases via text message : 0911-511915 or 0911-511916.



# 3



## Earthquake Disaster

# 1 What Should I Do during an Earthquake

Be mindful of things  
in an earthquake ~



3

Earthquake Disaster

**Outdoors:** Watch out for falling trees, electricity wires, signboards, air-conditioners, pots, roof tiles, broken glass, etc.; stay away from areas such as construction sites, poles, walls and so on; remain calm whenever you move; do not panic.

**Indoors:** In most situations, you will reduce your chance of injury if you do the follows.

**At Home:**

**DROP** where you are, onto your hands and knees.

**COVER** your head and neck with one arm and hand.

**HOLD ON** until shaking stops.



## Cell Broadcast Service Mechanism of Earthquake Release


According to Earthquake Alarm Threshold by Seismic Information Center, CWB, Quakes of magnitude reaches 5.0 and earthquake intensity reaches a “4” will Issue the Cell Broadcast Service, CBS, for eligible regions.



In Bed: Cover your head and body with pillows and quilts to avoid personal injury by falling lights or broken glasses.




Make good use of Family Disaster Preparedness Card, avoid walking barefoot, and move to a relatively safe area for rescue.



At School: Drop, Cover, Hold


Keep yourself safe. Drop beneath the desks, and keep yourself safe. If you are at the hallway, squat down, keep away from the window and hide beside the wall. If you are at the staircase, hold tight to the handrail and follow the instructions of teachers.

In an Elevator: Press the button for each floor, grasp the railing with both hands, press your back and head tightly to the wall of the elevator to protect your spine, and bend your knees a little to decrease the impact.



In a Moving Car: Turn on the breakdown light, move your car to the right side of the road slowly, and turn off the engine. Do not forget to bring your personal valuables and IDs. Leave the car key in the car, move to an open space, and wait for help.





In a Train Station: Hide beneath a chair or move to a nearby pillar or wall and squat down for shelter. Make good use of the handbags, luggage, or clothing at hand to protect your head. Be careful not to fall off the platform. And follow the instructions of the staff to safety. If you are in a train, grasp the handrail, the ring, or chair firmly to keep safe, and follow the instructions of the staff.



In an Airport: Hide beneath a chair or move to a nearby pillar or wall for shelter. Be mindful of falling objects such as steels and lamps. Keep away from ceiling window, and cover your head and body with the luggage, bags, or clothing at hand.

## 2 What Should I Do after an Earthquake



**Safety First:** Once the earthquake stops, make sure the gas and the power at home are off, go to the designated place to wait for your family, and call 1991 to check the safety of your family. Keep safe, and follow the instructions of the staff.

**Trapped:** Remain calm and see where you are. Call for help with cellphone or phone nearby. If there is no signal, hit the wall with hard objects at hand to make sounds, so that the rescuers can locate your position.





Evacuation: Look out for neighbors, and assist them to safety or give them basic first aid if necessary.



### Other Tips:

Check the safety of the evacuation route, and follow the instructions of officials, police officers and firemen; take care of each other and avoid moving alone and assist those in need during the evacuation.

Please go this way ~

The time span for shelter and the point of returning home to rebuild depend on the instruction of officials, police officers and firemen. Do not return home at random.



### 3 The Response toward the Tsunami Followed an Earthquake



#### Know the Tsunami Alarm

##### 1. Announcement

- (1) Alarm will sound for 5 seconds, pause for 5 seconds, and then sound again for 5 seconds (15 seconds total). After this, it will switch to a voice broadcast twice.

1. Announcement for offshore tsunami: Tsunami warning, please evacuate to higher ground (continue announcement depending on situation).

2. Announcement for far-off tsunami: Tsunami will strike at 00 hours 00 minutes, please evacuate to higher ground.

- (2) Siren: Sound for 5 seconds, pause for 5 seconds; repeat nine times, 85 seconds in total.

##### 2. Stop 1 long sound, 90 seconds in total.

**Go quickly to the nearest emergency shelter or high ground for safety**

Learn about the emergency maps at your whereabouts in peacetime (available for download on the websites of Tainan City Government and district offices). Check for the nearest emergency shelter in the face of tsunami, and go there ASAP.



# 4



## **Typhoon & Flood Disaster**

# 1 What Should I Do in the Face of Typhoon and Flood



For the information related to typhoon and flood, please check “Tainan Emergency Response Bulletin Website”. (<http://disaster.tainan.gov.tw/disaster/>)

Download the APP of Tainan Newest Flood Instant Messenger to monitor rainfall precipitation, water level, inundation detector sensor, and system will push flood alarm in low-lying areas notification automatically.



iPhone



Android



At the time of typhoon and flood, Emergency Response Center will open. In addition to 119 or 110 in the case of emergency, you may also call 06-2989119 to Tainan Emergency Response Center for help.


If there is blackout due to a typhoon or heavy rain, be careful with fire and keep it away from the flammables to avoid potential fire.







Do not watch waves, play in water, collect stones, go fishing, or go mountain climbing activity during the time of typhoon or flood to avoid any accidents.



If you have to drive outside during typhoon, please reduce your speed and watch out for safety. If there is strong wind while driving, or flooding on the road, please park the car on the roadside. Do not drive under such circumstances.



*I should stay at home obediently.*

Strong wind would result in the fall of signboards, trees or flying iron-sheet roof. Avoid going out and just stay home.

Check with your neighbors, and provide assistance in evacuation and care for each other.



## Evacuation




Check the safety of the evacuation route, and follow the instructions of officials, police officers and firemen; take care of each other and avoid moving alone and assist those in need during the evacuation.



If trapped, call with any communication devices at hand to report the whereabouts of you or your family. Be as specific as possible about your location and status for rescue.



The time span for shelter and the point of returning home depend on the instruction of officials, police officers and firemen. Do not return home at random.




## 2 What Should I Do after the Disaster



Continue to pay attention to weather reports or check the Tainan Municipal Government Disaster Response Network to determine whether the typhoon has left before going out. Always pay attention to the possibility of heavy rain from the southwesterly airflow.

Check the exterior of the house, the damage of electricity wires, and gas pipelines. Clean inside out of the house. Remove water and sterilize to avoid any disease such as dengue fever.





Be careful with any damaged signboards, trees, or traffic signs when going out. Beware of damaged or flooded roadside, ditches, and bridges.



### 3 Four Tips of Preventing Dengue Fever

1. Clean and dry containers well.



2. Clean and dry vases well.




3. Eliminate the habitats of Aedes mosquitoes by reducing open collections of water.



4. Pack containers well before throwing away.



5



# Debris Flows Disaster

# 1 What Should I Do after the Alarm Is Issued

For the information related to mudslide, please check “Tainan Emergency Response Bulletin Website” (<https://disaster.tainan.gov.tw/>) , and Debris Flow Disaster Prevention Information, SWCB(<https://246.swcb.gov.tw/?lang=en>)



Tainan Emergency Response Center will open during disasters. In addition to 119 or 110 in the case of emergency, you may also call 06-2989119 to Tainan Emergency Response Center for help.

Keep yourself safe. Bring along the emergency kit and follow the instructions of emergency personnel to the designated shelter.





Check the safety of the evacuation route. Check with your neighbors, provide assistance in evacuation, and care for each other.

## Evacuate

Evacuate and beware of landslides!!!


Check the safety of the evacuation route, follow the instructions of officials, police officers and firemen, take care of each other, and avoid moving alone and assist those in need during the evacuation.



If trapped, call with any communication device around you to report the whereabouts of you or your family. Be as specific as possible about your location and status for rescue.




To avoid danger,  
please do not go  
home!!!



The time span for shelter and the point of returning home to rebuild depend on the instruction of officials, police officers and firemen. Do not return home at random.



## 2 What Should I Do after the Disaster

Be careful of  
landslides!!!



1. Continue to pay attention to weather reports or surf the Tainan City Hall disaster response network.
2. People in the evacuation shelter will only be allowed to go out or leave after confirmed by disaster prevention personnel.

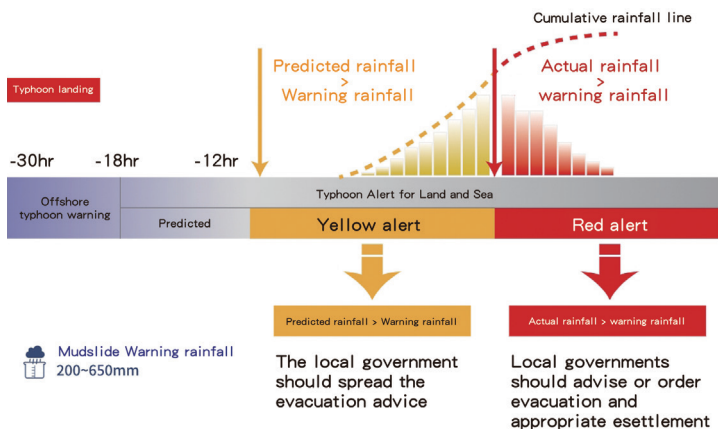
Be careful on your way home. Check if the exterior of the house, the electricity wires, and gas pipelines are damaged.



If there are any problems or roads damaged, please call 1999, Tainan Citizen Hot Line.



### 3 Issues and Precautions against Mudslide



Reference : Soil and Water Conservation Bureau, Council of Agriculture, Executive Yuan

<http://246.swcb.gov.tw/debrisClassInfo/disasterdeal/disasterdeal1.aspx>



Council of Agriculture Executive Yuan will issue the red or yellow warnings of mudslide by accumulated precipitation data and the weather report issued by Central Weather Bureau.

If the yellow warnings are issued, the residents need to follow the orders of local government and be sheltered in advance.

If the red warnings are issued, the residents are forced to be evacuated and be sheltered.



# 6



## Fire Disaster


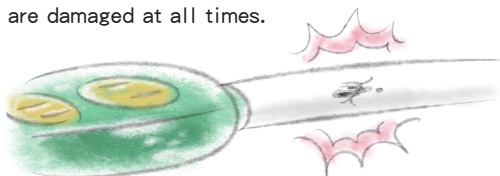
# 1 Five Common Causes of Domestic Fire

## I. Electrical Appliances



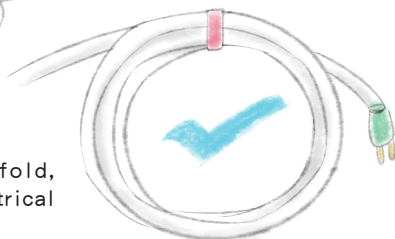
1. Make sure the plug is secure and do not overload it. Please use the approved electrical extension cords with overload safety device only.

2. Check if the wires are damaged at all times.




3. When using appliances, turn them off if you are away.

4. Do not bend, fold, or tie up electrical cords/wires.



## II. Cigarette

1.Smoking in bed could easily result in fire. Never smoke in bed.



2.Cigarette should be put out properly, and make it a habit.



## III. Stove and Cooking

1.When cooking, make it a habit to “turn off when you are away” .



2.Clean the cooker hood regularly; install properly according to regulations.

3. When there is oil fire in the pot, put it out with a lid or wet towel. Never put it out with water.



#### IV. Play with fire

1. Put lighters and matches high and safe, away from the reach of children.



2. Stop children playing with fire. Educate them the danger of fire and the potential hazard of fire. Teach the elder children the knowledge and proper ways of handling fire.



## V. Candles and Lights on the Altar or Shrine



1. Check if the electrical wire is damaged or hot if the light is used for a long time. Choose the deity light approved by Bureau of Standards, Metrology, and Inspection only.

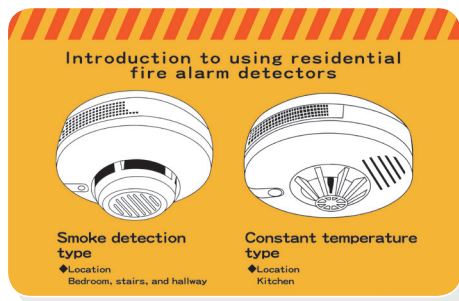


2. Clean incense burner regularly; keep a distance from the flammables when using candles.

3. Do not put out the fire in the ashes of paper money completely with water after worship.

## Residential Fire Alarm Detectors

Fatal domestic fire often occurs during the sleep. When people are asleep, the sensory organs become insensitive, and are therefore hard to detect the smoke, light, heat, and signals of fire. So when they wake up, they are already surrounded by fire; further, they may even be engulfed by fire during the sleep. As such, it is vital for us to detect fire earlier by using residential fire alarm detectors. The earlier the people evacuate, the higher chance they could keep safe of themselves and of family.




### Lifespan of Residential Fire Alarm Detectors


Long acting residential fire alarm detectors cannot last for a long period of time. There is low-power warning system installed in it. If the battery is out of power, short and quick sound will come out and remind you to change the battery.

## Locations Installed with Fire Alarm Detectors

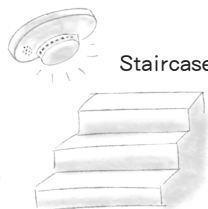
Bedroom or Living Room



Kitchen



Staircase



Floors with bedrooms, except the refugee floors.

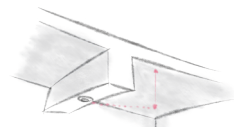
PS : Refugee floors are floors that are relatively safe (no threat of smoke or fire), and have access to the ground floor or exit.

Emergency floor with bedroom and the top floor with access to the top staircase.

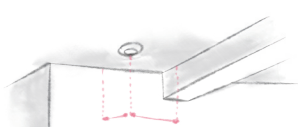
Corridor (those not listed in the three items above - install the alarm at the corridor on any floor with 5 or more rooms of 7 m<sup>2</sup> above; install the alarm at staircase if there is no corridor.)

Note: For places that already have Automatic Fire Alarm System installed, there is no need to install residential fire alarm detectors.

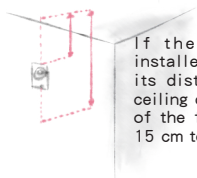
## The Installation Regulation for Residential Fire Alarm Detector



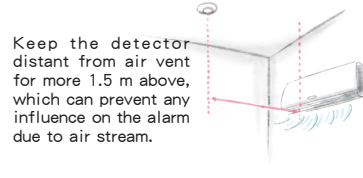
The distance between the lower end of the detector and the ceiling should be within 60 cm; install another if it exceeds 60 cm.



The location of the detector should be more than 60 cm away from the wall or beam, and should be installed at the center of the room.



If the detector is installed on the wall, its distance from the ceiling or the lower end of the floor should be 15 cm to 50 cm.



Keep the detector distant from air vent for more 1.5 m above, which can prevent any influence on the alarm due to air stream.

## 2 Fire Prevention in Tomb Sweeping Day.




Don't throw cigarette butt.




Don't roll up spirit money.



Don't set off firecrackers.



Don't burn weeds.



Remember to extinguish embers.



Remember to collect rubbish.

### 3 How Should I Report

Remain calm, and  
call 119.



Speak clearly  
about the  
location and  
the distinctive  
landmark nearby  
the disaster.

There is a person  
trapped on the  
first floor, and  
the kitchen is on  
fire.







Leave phone number  
& address for further  
contact.

If 119 is busy, you may  
call 110 or 1999 (citizen  
hotline) instead.



## 4 Tips for Escape during a Fire

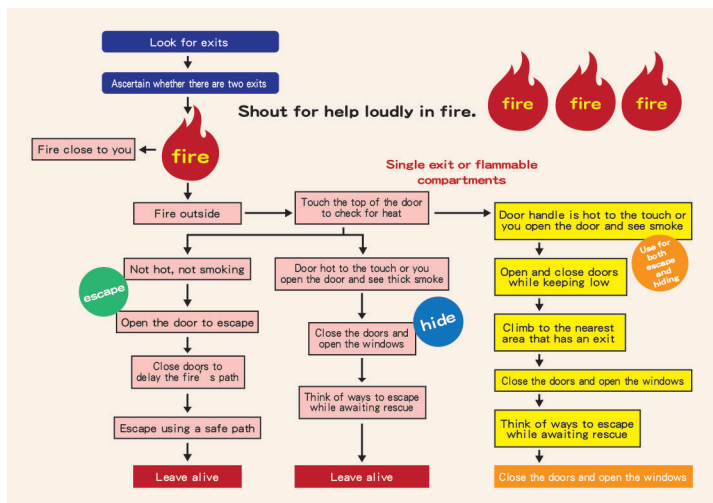
At the site of fire, please  
remain calm, and shout  
“Fire!” loudly to alert the  
people in the vicinity. Call  
119 to tell the operator the  
exact address of the fire, the  
location (floor) of people, and  
the number of people trapped.  
Don not panic; never escape or  
trying salvaging valuables and  
delay calling 119.





In escape, do not force yourself through dense smoke. Instead, retreat back to the room and shut the door. Seal the leak under the door with clothes or towels and wait for rescue at the relative safer corner. (Never hide in the bathroom.)

## Call-for-Help Flowchart in Fire



Reference : Fire prevention expert Lin, Jinhong

## 5 Should I Put out the Fire First or Run away during Fire ?

When fire comes out, call 119 first. If the room isn't filled with smoke, you can use the fire extinguisher to put out the fire. Otherwise, remember to keep this motto in mind- "Get out of the place as soon as you can. If the fire is too big to let you run away, close the door instead."

### Steps for Using a Fire Extinguisher (at the early stage of the fire)



**Pull** Pull the pin and the hose.

**Aim** Aim the extinguisher at the base of the fire.

**Squeeze** Squeeze the lever.

**Sweep** Sweep the nozzle side-to-side at the base of the fire.

## 6 What Should I Do after the Fire

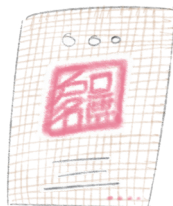
### Apply for Fire Certificate

Prepare papers listed below and go to the local fire branch where the fire disaster occurs or contact the fire bureau during working time (06-2975119#1831-1836)



Protecting citizens is my job!!!

1. The papers for applications of different types of buildings



- (1) If the applicant lives and is registered at the building that suffered fire, submit one photocopy of the personal ID, Household Certificate Transcription or tax certification photocopy.
- (2) If the applicant lives but is not registered at the building that suffered fire, submit one photocopy of personal ID and any appropriate certification such as lease contract or tax certification photocopy.
- (3) A juristic institution should submit one of certification (e.g. Certificate of Incorporation, Business Registration Certificate, or Factory Registration Certificate).

## 2.The papers for application of vehicles



- (1)One photocopy of the applicant's personal ID, Household Certificate Transcription, and vehicle license or of New License Plate Registration Form.

### The Use of Fire Certificate

- 1.Fire Insurance.
- 2.Disposal of license plate of car/motorbike if it is incinerated.
- 3.Removal of wastes after fire.
- 4.Tax deduction.
- 5.Banknote identification after fire.
- 6.Emergency aid after fire.
- 7.Apply to Taiwan Power Company for restoration of electricity.



### What should I do if all identifying documents have been burned in the fire?



Applying for a Fire Certificate mainly requires your identification card and tax certification. If both have been burned in the fire, as long as you can prove that the loss is caused by fire, these documents can be confirmed more leniently.

# 7



## Other Disasters

# 1 Take a Bath Safely in Winter



Often called the invisible killer, carbon monoxide (CO) is an odorless, colorless gas that are hardly detected, which is created when fuels in water heater burn incompletely. People who expose too much to CO would often show symptoms of fatigue and dizziness only, and therefore pass away in sleeping without knowing they are poisoned.

National Fire Protection Association (NFPA) of the United States has a list of the various influences of different levels of CO concentration toward human body (as list below).

## Carbon monoxide is highly dangerous to the human body


According to the Fire Protection Handbook compiled by NFPA, the various concentration of CO, the time of exposure, and the symptoms demonstrated are as bellowed.

	Carbon monoxide content	Human exposure time and physiological symptoms
1	0.01%(100ppm)	Symptoms of headache, drowsiness, nausea, muscle weakness, loss of judgment with 6-8 hours of exposure.
2	0.02%(200ppm)	Mild headache after 2-3 hours of exposure.
3	0.04%(400ppm)	Headache intensified after 2.5-3.5 hours of exposure.
4	0.08%(800ppm)	Dizziness, Nausea, and cramp after 45 minutes of exposure.
5	0.16%(1,600ppm)	Headache and dizziness with 20 minutes of exposure; danger of death with 2 hours of exposure.
6	0.32%(3,200ppm)	Headache, dizziness, nausea with 5-10 minutes of exposure; danger of death with 30 minutes of exposure.
7	0.64%(6,400ppm)	Headache and dizziness with 1-2 minutes of exposure; danger of death with 10-15 minutes of exposure.
8	1.28%(12,800ppm)	Danger of death with 1-3 minutes of exposure.

## Follow “5-must” principles to avoid the poison of CO


### Keep the environment 「ventilated」

Avoid installing the balcony against regulations such as installing extra windows and doors, dirty screen windows, or hanging too many clothes.



### Use a safe brand

Choose water heaters with the label of Chinese National Standards (CNS).




### Select the correct 「Type」

Rooftop Flue (RF) type of water heater should be installed outside with good ventilation. Indoor combustion types of water heater such as Forced Exhaust (FE) type and Forced Draft Balanced Flue (FF) type should be installed with proper exhaust pipes.



### 「Installed」 by Certified Technicians

The installation of combustion water heater and the pipe arrangement should be carried out by certified technicians. Construction labels should be attached to the heater after the installation as the regulation instructed.



### Daily 「maintenance」

Regular service and replacement shall be performed on water heaters. If there is unstable water temperature or change of the location or the components of water heater, all procedures should be performed by certified technicians.

## Emergency Steps Taken for CO Poisoning



1. Open the windows ASAP.
2. Call 119 for help.
3. Perform CPR on the victim without breath and heartbeat.


## 2 Let off Firecrackers Safely

### How to Choose Safe Fireworks

Purchase approved firecrackers only.



Children under age 12 are forbidden to purchase “flying”, “fly-up”, and “throw firecracker” types of firecrackers.



## Tips for Letting off Firecrackers



1. Let off in an open space.
2. Do not line up or stack up firecrackers.
3. Children under age 12 are forbidden to purchase common “flying”, “fly-up”, and “throw firecracker” types of firecrackers.
4. Children who let off firecracker should have the company of adults.
5. Let off the firecrackers by following its instructions.



6. When it comes to flying type, fasten first.
7. Light with incense sticks instead of lighters.
8. Do not target people, building, or the flammables.
9. Do not let off fire crackers if there's strong wind, in case of uncertain wind direction.
10. Prepare a bucket of water, and put out the fire after playing.

### 3 Use Gas Tank Safely

#### What is gas ?

Gas can be divided into natural gas and liquefied petroleum gas (LPG). Natural gas is commonly transported via pipelines in urban area, mainly composed of methane. LPG is transported in tanks, mainly composed of propane and butane. Both are colorless, odorless gases. Therefore, an odorant is added to the gas in order to alert users about the leaking.



What guarantees do I get when I sign a standard contract (terms) with the gas company?



1. Guaranty of the quality and the quantity of the gas.
2. When returning the gas tank, the unused LPG inside the tank is refundable by the ratio of the weight.
3. When returning the gas tank, the gas company has to return the security deposit.
4. Guaranty of the safety in use since the gas tanks are in accordance of regulation.
5. Security of the Consumer Rights and means to complain in a dispute.


## After installation, check safety lists



- 1.Place the gas tank vertically in a cool place with excellent ventilation.
- 2.Keep it a distance from the flammables.
- 3.The length of the pipe should not be longer than 1 meter, and be checked annually for any damage.
- 4.Check regularly for any leak at the pressure valve and the end that links the stove.
- 5.Check if there is a certified label on the inside of the tank and if the label is intact without alteration.
- 6.Check if the next inspection date on the certified label is expired.
- 7.Turn off the gas when going out, sleeping, or not using it.



## Emergency Procedures for Gas Leak



1. Do not engage any behavior that might spark such as using electrical appliances, turning on lights or using telephone.
2. Remain calm and turn off the gas ASAP.
3. Slowly open the window/door to let the air flow.
4. Stay alert and leave the site ASAP; inform the gas company to deal with it.
5. If a fire occurs accidentally, leave ASAP, and do not try to turn off the switch or put out the fire.

## Safety Guidelines for Water Activities


### 1 Choose Wisely the Location of Water Activities

1. Choose the water that has lifeguards on duty and follow their instructions.




2. Do not play in the water or engage in any water activity when seeing signs of "No Playing in the Water" or "Danger: Deep Water".

3. Do not play in deep pool, pond, reservoir in case of injury or casualty due to poor quality of water, unknown depth or debris in the water.



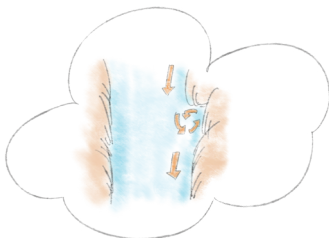
4. The surface of river seems calm often, but turbulence surges underneath. Once trapped, it is hard to get out.  
These are the common types of danger water:

## Eddy



When the current encounters sudden drop of terrain (e.g. low dam, check dam), it will form a turbulent phenomenon that sucks and tumbles any people or objects trapping or bringing casualty. It is usually easier to detect an eddy in a shallow river, but hard to recognize in a deep river.

## Vortex



When the current passes by the curve of the shore or encounters obstacles, it forms vortex, which sucks and endangers people.


## White water



When the current encounters obstacles, it will create massive white bubbly and aerated current, where is usually situated at shoal. People would easily slip and injure themselves due to the algae on the riverbed or the impact of current.

## 2 Things to Know before Playing in the Water

1. Do warm-ups and stretches to prevent muscle cramps in the water.



2. Wear swimsuit, swimming trunks, and lifejackets; never wear jeans in the water.


3. Take your body into consideration. If you are uncomfortable, hungry, too full, drunk, in a bad mood, or with the signs of hypothermia, do not play in the water.



4. Look out for the weather. If the weather is bad or it is raining with thunders, do not do any water activities.


### 3 Things to Know When Playing in the Water

1. When playing in a Beach Park, do not enter the warning zone. Learn about the tides of the water prior to the water activities.



4. If you see someone drowning, please follow the principles below.

- a Never risk rescuing alone in the water.
- b Shout out for help.
- c Call 118 or 119 for coastguards or fire bureau.
- d Check if there is lifeline, life ring, or any objects with buoyancy and try to rescue onshore.

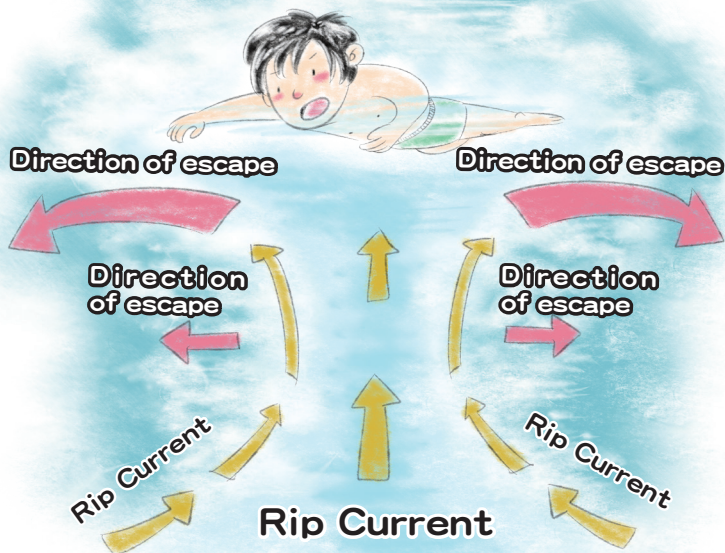


2. When going seashore fishing, do wear a lifejacket, spiked shoes, and a helmet. Understand the waves and the tides well. If you see big waves coming, run at once.

3. When playing in the river, if you find dark clouds in the mountains, roaring sounds coming from the upstream, changes of water color, or sudden rise of water, withdraw to high ground immediately for these are the signs of flooding.



## 4 How to Deal with a Rip Current



The rip current leaves the shore swiftly; it is a very strong current that even strong swimmers cannot fight against.

### When pulled away inadvertently by a rip current

1. Do not panic, and do not try to swim back to shore.
2. Swim parallel to the shore to leave the rip current, and then swim towards the shore.
3. If unable to escape, keep head above the surface.
4. When waiting for help, shout, or wave.

## 5 How to Save an Active Drowning Victim?

### Five steps to avoid drowning

**Step 1 Yell** — Cry for help

**Step 2 Call** — Call 119, 118, 110 and 112

**Step 3 Reach** — Used extended item

**Step 4 Throw** — Throw floating substance

**Step 5 Stroke** — Used large-scale floating substance

### Ten Ways to Prevent Drowning



legal water play location with life guard and life equipment.



Pay attention to partner's location. Don't be alone



Feel tired Don't swim.



Improve swimming skills and stay calm fell into the water unfortunately.



Pay attention to relief under lake and river when playing water



Wear jeans don't swim. Warm up before swim.



Beware of loss of temperature don't soak into water too long time.



Pay attention to weather forecast, don't swim when the bad weather



Avoid dangerous behavior, such as diving.



Don't prank under the water.

### Remember

Must carry with life equipment When playing outdoors.



## Self-rescue and Safety Codes in Water

### 1 Basic Principles of Self-rescue in Water

1. When water levels rise and trap you on a rock or sandbar, do not panic, wait for rescue.

2. Conserve energy. Use methods that expend the least amount of energy so that you can stay in the water as long as needed. Use your body or items nearby to increase your buoyancy keeping your body afloat, and wait for rescue.



3. Breathe steadily, relax muscles, slow any movements.




*Hurry and save your life.....*

### 2 How to Prolong Survival during Waiting

#### Back floating

Float on your back, and keep your mouth and nose above the surface.

The rest of the body should remain below water to maximize buoyancy.



## Basic positions for back floating



### a Perpendicular float

Relax the entire body and keep legs naturally closed and arms at your sides. Float in a standing position. Breathe in and tilt head back slowly so as to keep mouth and nose above water.

### b Back float

Relax the entire body. Take a deep breath and slowly tilt head backwards. Spread your arms out to form a T shape with palms facing upwards.

Wow, the sun is bright!



### c Horizontal back float

Similar to the back float position, but slowly raise your arms above your head, and link your thumbs. Push the chest out and let the legs extend naturally.

## Tips for breathing while floating on your back

- a Breathe through the mouth.
- b Use the shortest time to breathe in and out.
- c Breathe in and out as deeply as possible.
- d Between breaths, hold your mouth tightly closed to prevent loss of air.

## Jellyfish float




1. Take a deep breath and place face in water, let limbs hang naturally and slightly perpendicular to the water's surface; relax your body.

2. When you need to breathe, press down on water with your limbs and use the reactive force to raise your head up and inhale simultaneously with your body still in floating position; in this way, you can stay in the water for a very long period of time.



3. When practicing the jellyfish float, relax your body as much as possible so that your body has the largest possible contact with water; in this way, buoyancy is increased. At the same time, keep your eyes open to decrease panic. In addition, when your head is in the water, to conserve energy, let air out naturally instead of holding your breath.



If your calf or lower leg cramps, keep floating. Use one hand to hold your toe and the other to hold your knee joint. Pull hard on the toe to stretch out the gastrocnemius muscle, and then massage the muscle until it returns to its uncramped state.



# 8



**Who Can I Turn to  
after the Disaster?**

## 1 Emergency Relief for Citizens

(Used by citizens of Tainan City)

It is available at the Social Affairs Section of District Offices and Social Affairs Bureau of City Government: NT\$10,000-20,000 for funeral, NT\$3,000-8,000 for injuries, and NT\$3,000-8,000 for life relief.



## 2 Immediate Emergency Assistance

(Applicable to the people living in Tainan and is capable of work, citizens of Tainan included.)



It is available for individuals who have troubles, for the main supporter of the household livelihood is deceased, missing, fatally ill/wounded, unemployed or unable to work due to other causes at the Social Affairs Section of District Offices and Social Affairs Bureau of City Government, ranging from NT\$10,000 to NT\$30,000.

### 3 Relief for Natural Disasters

(applicable to citizens that are registered in Tainan and live in Tainan.)



It is available at the Social Affairs Section of District Offices and Social Affairs Bureau of City Government.

supplementary	Subsidy	conditions
Death assistance	NT\$200,000 for each	Death due to disaster or fatally wounded to death within 30 days.
Missing assistance	NT\$200,000 for each	Missing due to disaster.
Serious injury assistance	NT\$100,000	Seriously injured due to disaster or in dire need of hospitalization (if the amount for the medical care within 15 days of the hospitalization reaches that of Serious Injury Relief).
Relocation assistance	NT\$20,000 for each individual of the household, maximum 5 individuals	House damaged due to disaster and cannot sustain household.
Household flooding assistance	NT\$5,000 each household	House flooded over 50 cm due to disaster, except for those have been approved for Relocation assistance.
Others	Subject to the announcement of the City Government.	Such as Earthquake Relief Project.

## 4 Agricultural Cash Relief for Natural Disasters



Divided into crop damage, fisheries damage, livestock and poultry damage, forestry damage, and loss of farmland.

If there is a need to apply for agricultural natural disaster relief, please contact the Agricultural Construction Division in the affected area directly.

## 5 Building Structure Safety

If citizens suffer structural damages due to disasters, they may contact the local district offices where the buildings are located or Public Works Bureau. Professional technicians will be dispatched to assess the structural safety.



# 9




## **Disaster Prevention in the First Aid Classroom**



# 1 Earthquake

Earthquake is usually referred as those of natural causes, which can be divided by its causes.


## Tectonic Activity



Over 90% of earthquakes caused by volcano eruptions are constructive earthquakes. There are stresses pushing plates underneath. When the stress is higher than what plates can sustain, dislocation happens. And such dislocation will release huge energy and produce a kind of elastic waves or seismic waves, which cause tremors of the earth, so-called earthquake.


## Volcanic Activity

Earthquakes caused by volcanic eruptions




## Shock Impact

E.G. Meteor impact




## 2 Typhoon & Flood

### Typhoon




Typhoon is a kind of tropical cyclone, a strong depression developed on the tropical ocean. When the maximum wind speed at the center of the tropical cyclone close to the earth reaches 17.2 m (approx. 62 km per hour), it is called a typhoon. During the impact of a typhoon, there are often disasters in Taiwan such as strong wind, extremely heavy rain, flood, landslide, mudslide, storm surge, and seawater intrusion.

### Flood



When there is no typhoon, the cause of flood in Taiwan is usually the southwesterly airflow. The southwesterly airflow is warm, humid air flow caused by the depression of southwest monsoon under the influence of the subtropical high, blowing southwesterly. The central and southern Taiwan become the windward side in the face of southwesterly airflow. Elevated due to the terrain, the warm, humid flow brings about heavy precipitation and even flood.

### 3 Mudslide



Mudslide refers to a natural phenomenon that a mixture of dirt, sand, debris, and rocks flows downward along the slopes due to the pull of gravity. A mudslide would inflict harms to humans and damages to buildings, bridges and infrastructure, bringing about losses of lives and property. It is, therefore, deemed as “Mudslide Disaster.”


## 4 Automated External Defibrillator (AED) and Cardiopulmonary Resuscitation (CPR)

### Basic First Aid - CPR and AED



When the heart stops beating, the brain will sustain damage due to lack of oxygen for more than four minutes, and the brain could be dead after 10 minutes. The purpose of CPR is to supply sufficient oxygen to vital organs via chest compressions. The studies of USA and Japan further suggest the importance of Automated External Defibrillator. If CPR is performed with the use of AED at first, compared to the effect of CPR alone, the survival rate out of hospitalization could double for patients witnessed out-of-hospital cardiac arrest.

## Simple First Aid Procedures - Check, Call, Compress, Defibrillate



step  
1

### Check

Check for response and breathing.

step  
2

### Call


Ask the other people to call 119 for help and get AED.

step  
3

### Compress

Perform chest compressions continuously.

- 1.Press Hard: The depth of each compression is 5 cm minimum.
- 2.Press Rapidly: Press at a rate of 100 to 120 times per minute.
- 3.Bounce of Chest: In between each compression, the chest should be able to bounce back to the original position.
- 4.Non-stop: If the chest compression stops for more than 10 seconds, the blood flowing through the vital organs all over the body would cease again. It would take quite some time to regain the previous blood flow after the restart of compressions. The lack of oxygen will reduce the survival rate of the patient.



## step 4 Defibrillate

Use AED (Open, Patch, Analysis, Defibrillator)

1. Open - Open the box of AED and turn on the power.
2. Patch (Plug) - open the shirt, and patch the pads to the bare chest of the patient as instructed: one to the side of the left nipple, the other below the right clavicle.
3. Defibrillator-
  - (a) AED will automatically analyze the heart rhythm with a voice prompt: analyze heart rhythm; stand clear of the patient.
  - (b) AED, based on the heart rhythm analyzed, will tell you whether a shock is needed via a voice prompt.
  - (c) If a shock is indicated by AED, shout first "Stand clear!" Then check visually if everyone is clear of the patient, and press SHOCK button to deliver the shock.

If the patient still has no heartbeat, continue to compress

## step 3 Compress

Perform chest compressions continuously.

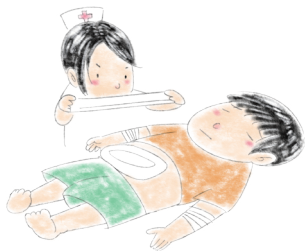
## 5 What to Do with Severe Bleeding?

If the severe bleeding is caused by trauma, remain calm and do not panic; treat as instructed below.



### 1.Put pressure on the wound

- Remove or cut the clothing on the wound to expose the wound.
- If you have sterile gauze or pads at hand, put it on the wound at once.
- Put pressure on the wound with your finger or palm.



### 2.Elevate the wound

- Make sure the wound site is elevated above the heart.
- Help the patient lie down.
- If you suspect the wound comes with broken bone, gently hold the wound site.

### 3.Patch the wound

- Cover the wound with sterile gauze that is larger than the wound, and secure it with bandage.
- If blood soaks the bandage, put another gauze on and secure it.
- If blood soaks the bandage, put another gauze on and secure it.



### 4.Call 119 for ambulance

State specifically your location, the wound site, and the bleeding situation when making the phone call.

### 5.Constantly check the status of the patient

Observe and check for breathing, pulse, and consciousness.



## 6 Heimlich Maneuver

Explanation of steps of the Heimlich maneuver

### Signs of choking

Patient grabs at their own throat, is unable to speak, breathe, or cough.



### The position and placement of hands of the responder

The responder stands behind the patient. With one hand, make a fist and place it just above the bellybutton of the patient. Wrap the other hand around the fist.





### Repeatedly compress

The responder should use their hands to repeatedly exert inward and upward pressure on the patient, until the foreign material is dislodged or until the patient loses consciousness.



### If the patient loses consciousness

1. Call 119 for help, the first aid protocol is similar to CPR
2. Perform 30 chest compressions
3. Tilt the chin up and the forehead back to open up the airway. Check if there is foreign material in the mouth; if there is, remove the foreign material, if not, give the patient two breaths of air.
4. If the chest fails to rise with the first breath, open up airways again by tilting the chin up and the forehead back and give the second breath.
5. Repeat steps 2 to 4 until the patient can breathe on their own or until 119 personnel arrive.



## 7 New Pandemic-safe Life




Keep your hands clean by washing regularly. Bring alcohol-based hand sanitizer.



Take traffic control advice. Don't go to crowded places.



For outings, choose open spaces with little traffic.



Maintain social distancing. The deeper the love, the farther the distance.



Wear a mask when you take public transport or when you cannot maintain a distance from others.

## 8 Where is the shelter you go to during an air raid? With this App, you are in good hands.

Do you know where to hide when there is an air raid?

### For your information - Air Raid Sirens

**Emergency Siren Sounds** — one long sound and two short sounds

A long sound lasts 15 seconds, and a short sound lasts 5 seconds with a 5-second gap between each sound; there will be three sequences with a total of 115 seconds.



The siren sound indicates the end of the raid — one long sound that lasts 90 seconds.



### How do I know which shelter to go to during an air raid?

#### ● The locations for air raid shelters



The Taiwan Police Service App link: <http://onelink.to/8ntxhn>

With three simple steps, you are all set and ready to go.

1.Download (Update) Google Map and turn on your GPS.

2.Download the Taiwan Police Service app.

Cellphones: iOS Android Systems

3.Click on Information on Air Raid Shelters and start search and navigation.

Use the “Taiwan Police Service” app to guide you to the air raid shelter nearest you.



## ● Map of Air Raid Shelters



<https://www.tnpsd.gov.tw/>  
Search for Tainan City Tainan City Police Department or scan the QR code.  
Go to the website and click on the Information on Air Raid Shelters.



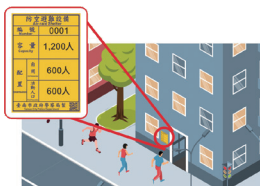
## What should I do when I hear an air raid siren?



Pull over.



Close the door and windows and implement blackout.



Personnel evacuation



## Air Raid Shelters

1. Yellow signs = air raid shelters
2. Both entrance and exit must be kept clear.
3. No clutter, mess or standing water inside a shelter.
4. The inside of the shelter should be well-ventilated and have good lighting.

The better prepared  
for air raids,

the less chance people  
will be killed.

People's cooperation is  
highly appreciated.

## 9 Cell Broadcast Service

### What are the types of the

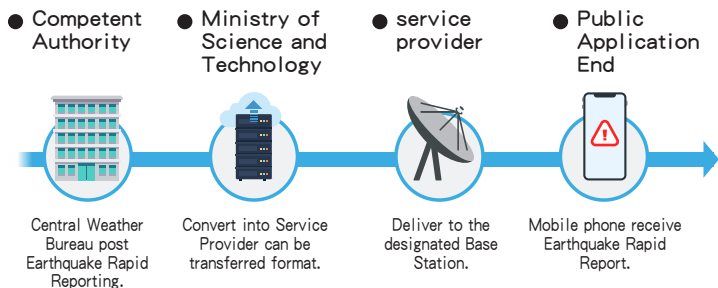
#### ● Public Warning Cell Broadcast Message?

 <b>Presidential Alert</b> Applicable to wide-ranged disasters and the ones that the public may be immediately harmed.	 <b>Emergency Alert</b> Such as the evacuation alert of the relevant agencies of the disaster prevention and rescue.
 <b>Alert Message</b> Applicable to alerts that are less urgent but closely related to people's life.	 <b>Monthly Test Message</b> Cell broadcast system test message.

### What types of alerts are broadcast ?



## Public Warning Cell Broadcast Service Mechanism of Release



## The reason why mobile phone can't receive CBS



The mobile phone isn't in the alarm area.



The firmware, OTA, in the phone is not updated.



The mobile phone is turn off or on the flight mode.



The mobile phone sets to reject "Alert Notification".



No cell site signal.



You are in a voice call.



<https://cbs.tw/>

# 10



## Appendix

# 1 Tainan City First Aid Responsibility Hospital List

Name of Hospital	Telephone	Address
Kuo General Hospital	886-6-2221111	No. 22, Minsheng Rd., Sec.2, Tainan City
Tainan Hospital	886-6-2200055	No. 125, Zhongshan Rd., Tainan City 70043
Sin-Lau Medical Foundation, the Presbyterian Church in Taiwan	886-6-2748316	No. 57, Dongmen Rd., Sec. 1, East Dist., Tainan City 70142
Tainan Muncpal Hospital	886-6-2609926	No. 670, Chongde Rd., East Dist., Tainan City 701
National Cheng Kung University Hospital	886-6-2353535	No.138, Sheng Li Road,Tainan
Chi Mei Medical Center	886-6-2812811	No.901, Zhonghua Rd., Yongkang Dist., Tainan City 710
K.V.G.H Tainan Branch	886-6-3125101	No.427, Fuxing Rd., Yongkang Dist., Tainan City 710
Tainan Hospital Xinhua branch	886-6-5911929	No.72, Nabalín, Xinhua Dist., Tainan City 71246, Taiwan (R.O.C.)
Sin-Lau Medical Foundation, the Presbyterian Church in Taiwan	886-6-5702228	No. 20, Lingzilin, Madou Dist., Tainan City 72152, Taiwan (R.O.C.)
Chi Mei Hospital, Chiali	886-6-7263333	No.606, Jialising, Xinghua Vil., Jiali Dist., Tainan City 722
Ministry of Health and Welfare Sinying Hospital	886-6-6351131	No.73, Xinyi St., Xinying Dist., Tainan City 730
Chi Mei Hospital, Liouying	86-6-6226999	No.201, Taikang, Taikang Vil., Liuying Dist., Tainan City 736
An Nan Hospital-China Medical University	886-6-3553111	No.66, Changhe Rd., Sec.2, Annan Dist., Tainan City 709



## 2 District Office, Police Office, and Fire Department List

### District Office

Name of District	post code	address	telephone
Xinying District	730	No.30, Jhong Jheng Rd., Sinying District, Tainan City	886-6-6322015#120
Yanshui District	737	No. 47, Jhongshan Road, Shueisian Village, Yanshuei District 73747, Tainan.	886-6-6521038#121
Baihe District	732	No.381, Sanmin Rd., Baihe Dist., Tainan City 732	886-6-6855102#29
Liuying District	736	No.56, Liuying Rd., Sec. 2, Liuying Dist., Tainan City 736	886-6-6221245#107
Houbi District	731	No.129, Houbi, Houbi Dist., Tainan City 731	886-6-6872284#501
Dongshan District	733	No.225, Dongshan, Dongshan Dist., Tainan City 733	886-6-6802100#102
Madou District	721	No.250, Zhongxiao Rd., Madou Dist., Tainan City 721	886-6-5721131#107
Xiaying District	735	No.170, Zhongshan Rd., Sec. 1, Xiaying Dist., Tainan City 735	886-6-6892104#121
Liujia District	734	No.202, Zhongshan Rd., Liujia Dist., Tainan City 734	886-6-6982001#110
Guantian District	720	No.132, Zhongshan Rd., Sec. 1, Guantian Dist., Tainan City 720	886-6-5791118#20
Danei District	742	No.1, Danei, Danei Dist., Tainan City 742,	886-6-5761001#235
Jiali District	722	No.5, Zhongxiao Rd., Jiali Dist., Tainan City 722	886-6-7222127#228
Syuejia District	726	No.313, Huazong Rd., Xuejia Dist., Tainan City 726	886-6-7832100#13
Sigang District	723	No.1, Wenhua Rd., Xigang Dist., Tainan City 723	886-6-7952601#106
Cigu District	724	No.377, Dacheng, Qigu Dist., Tainan City 724	886-6-7872611#223
Jiangjun District	725	No. 190, Jhongsing, Jiangjun Dist., Tainan City 725	886-6-7942104#230
Beimen District	727	No.108, Jiucheng, Beimen Dist., Tainan City 727	886-6-7862001#123
Sinhua District	712	No.130, Zhongshan Rd., Xinhua Dist., Tainan City 712	886-6-5905009#701
Shanhua District	741	No.190, Jianguo Rd., Shanhua Dist., Tainan City 741,	886-6-5837226
Sinshih District	744	No.12, Zhongxing St., Xinshi Dist., Tainan City 744	886-6-5994711#110
Anding District	745	No.59, Anding, Anding Dist., Tainan City	886-6-5921116#151
Shanshang District	743	No.325, Nanzhou, Shanshang Dist., Tainan City 743	886-6- 5781801#51

Name of District	post code	address	telephone
Yujing District	714	No.27, Zhongzheng Rd., Yujing Dist., Tainan City 714	886-6-5741141#18
Nansi District	715	No.230, Zhongzheng Rd., Nanxi Dist., Tainan City 715	886-6-5751615#28
Nanhua District	716	No.230, Nanhua, Nanhua Dist., Tainan City 716	886-6-5771513#113
Zuojhen District	713	No. 171-4, Jhongjheng Community, Zuozhen District, Tainan City 713	886-6-5731611
Rende District	717	No.5, Zhongzheng Rd., Sec. 3, Rende Dist., Tainan City 717	886-6-2704211#107
Gueiren District	711	No.2, Zhongshan Rd., Sec. 2, Guiren Dist., Tainan City 711	886-6-2301518#501
Guanmiao District	718	No.998, Zhongzheng Rd., Guanmiao Dist., Tainan City 718	886-6-5950002#131
Longci District	719	No.103, Xinshizi, Longqi Dist., Tainan City 719	886-6-5941326#14
Yongkang District	710	No.655, Zhongshan S. Rd., Yongkang Dist., Tainan City 710	886-6-2010308#170
Eastern District	701	No.100, Chongxue Rd., East Dist., Tainan City 701	886-6-2680622#201
South District	702	No.2, Mingsing Rd., South District, Tainan City 702	886-6-2910126#220
North District	704	No. 7, Lane 238, Chenggong Rd., North District, Tainan City, 70443	886-2110711#111
Annan District	709	No.308, Anjhong Rd., Sec. 2, Annan District, Tainan City 709	886-6-2567126#200
Anping District	708	No.316, Yuping Rd., Anping Dist., Tainan City 708	886-6-2951915#1101
West Central Dist	700	1st, Kai-shan Rd., Tainan City	886-6-2267151#315

## Police Office

DEPARTMENT	ADDRESS	TELEPHONE
Tainan City Police Department	No. 3, Jungjeng Rd., Sinying Dist., Tainan City 73049	886-6-6322210
Tainan City Police Department 1st Precinct	No. 740, Chong Shan Road, Touliu Tainan	886-6-2684867
Degao Police Station	No.170, Chongshan Rd., East Dist., Tainan City 701	886-6-2693405
Wenhua Police Station	No.384, Chongming Rd., East Dist., Tainan City 701	886-6-2907243
Zhuangjing Police Station	No.66, Dongguang Rd., Sec. 2, East Dist., Tainan City 701	886-6-2385398
Dongmen Police Station	No.55, Chongshan Rd., East Dist., Tainan City 701	886-6-2690098
Dongning Police Station	No.250, Linsen Rd., Sec. 2, East Dist., Tainan City 701	886-6-2375433
Fudong Police Station	No.136, Yuxiao Rd., East Dist., Tainan City 701	886-6-3316119
Houjia Police Station	No.267, Funong St., Sec. 1, East Dist., Tainan City 701	886-6-2676364

DEPARTMENT	ADDRESS	TELEPHONE
Tainan City Police Department 2nd Precinct	No.144, Nanning St., West Central Dist., Tainan City 700	886-6-2139070
Nanmen Police Station	No.144, Nanning St., West Central Dist., Tainan City 700	886-6-2148283
Minquan Police Station	No.202, Minquan Rd., Sec. 2, West Central Dist., Tainan City 700	886-6-2223002
Boai Police Station	No.103, Beimen Rd., Sec. 1, West Central Dist., Tainan City 700	886-6-2222942
Haian Police Station	No.273, Minsheng Rd., Sec. 2, West Central Dist., Tainan City 700	886-6-2200295
Changle Police Station	No.230, Minquan Rd., Sec. 3, West Central Dist., Tainan City 700	886-6-2222422
Zhongzheng Police Station	No.347, Zhongzheng Rd., West Central Dist., Tainan City 700	886-6-2222919
Tainan City Police Department 3rd Precinct	No.396, Anzhong Rd., Sec. 3, Annan Dist., Tainan City 709	886-6-2567666
Annan Police Station	No.396, Anzhong Rd., Sec. 3, Annan Dist., Tainan City 709	886-6-3567910
Anzhong Police Station	No.788, Anzhong Rd., Sec. 1, Annan Dist., Tainan City 709	886-6-2467808
Xiangong Police Station	No.50, Mazugong Rd., Annan Dist., Tainan City 709	886-6-2841320
Andian Police Station	No.496, Haidian Rd., Sec. 4, Annan Dist., Tainan City 709	886-6-2567620
Changan Police Station	No.313, Changxi Rd., Sec. 3, Annan Dist., Tainan City 709	886-6-2569531
Tucheng Police Station	No.40, Chengxi St., Sec. 1, Annan Dist., Tainan City 709	886-6-2577403
Hainan Police Station	No. 135, Sec. 6, Jyun'an Rd., Annan Dist., Tainan City 709	886-6-2588946
Anshun Police Station	No. 17, Ansi 1st St., Annan Dist., Tainan City 709	886-6-2562405
Heshun Police Station	No.569, Anhe Rd., Sec. 4, Annan Dist., Tainan City 709	886-6-3554134
Tainan City Police Department 4th Precinct	No.312, Yuping Rd., Anping Dist., Tainan City 708	886-6-2954116
Huaping Police Station	No.2, Jianping 8th St., Anping Dist., Tainan City 708	886-6-2951720
Anping Police Station	No.27, Anping Rd., Anping Dist., Tainan City 708	886-6-2252598
Yuping Police Station	No.321, Yuping Rd., Anping Dist., Tainan City 708	886-6-2954116
Tainan City Police Department 5th Precinct	No.650, Wenxian Rd., North Dist., Tainan City 704	886-6-2598595
Liren Police Station	No.43, Ximen Rd., Sec. 3, North Dist., Tainan City 704	886-6-2224227
Beimen Police Station	No. 3, Sec. 2, Beimen Rd., North Dist., Tainan City 704	886-6-2224230
Gongyuan Police Station	No.550, Wencheng 3rd Rd., North Dist., Tainan City 704	886-6-2520392
Shijian Police Station	No. 628, Sec. 2, Beimen Rd., North Dist., Tainan City 704	886-6-2827973

DEPARTMENT	ADDRESS	TELEPHONE
Kaiyuan Police Station	No.145, Kaiyuan Rd., North Dist., Tainan City 704	886-6-2345461
Hewei Police Station	No.650, Wenxian Rd., North Dist., Tainan City 704	886-6-2597695
Tainan City Police Department 6th Precinct	No.241, Zhonghua S. Rd., Sec. 2, South Dist., Tainan City 702	886-6-2640556
Xishu Police Station	No.1, Ln. 151, Xishu Rd., South Dist., Tainan City 702	886-6-2622407
Kunni Police Station	No.161, Kunshen Rd., South Dist., Tainan City 702	886-6-2627306
Xinxing Police Station	No.67-1, Zhonghua W. Rd., Sec. 1, South Dist., Tainan City 702	886-6-2611248
Jinhua Police Station	No.250, Jinhua Rd., Sec. 2, South Dist., Tainan City 702	886-6-2640007
Wanli Police Station	No.6, Ln. 61, Wanli Rd., South Dist., Tainan City 702	886-6-2622819
Yancheng Police Station	No.241, Zhonghua S. Rd., Sec. 2, South Dist., Tainan City 702	886-6-2640556
Dalin Police Station	No.456, Datong Rd., Sec. 2, South Dist., Tainan City 702	886-6-2150209
Sinying Precinct	No.119, Zhongshan Rd., Xinying Dist., Tainan City 730	886-6-6323297
Liouying Station	No.785, Liuying Rd., Sec. 1, Liuying Dist., Tainan City 736	886-6-6223424
Yanshui Station	No.23, Wumiao Rd., Yanshui Dist., Tainan City 737	886-6-6521032
Jhongshanroad Police Station	No.119, Zhongshan Rd., Xinying Dist., Tainan City 730	886-6-6322306
Minzhi Police Station	No.49, Minzhi Rd., Xinying Dist., Tainan City 730	886-6-6322164
Houzen Police Station	No.110, Jianguo Rd., Xinying Dist., Tainan City 730	886-6-6328752
Huaya Police Station	No.25, Huanya, Yanshui Dist., Tainan City 737	886-6-6552307
Zhupu Police Station	No.1, Zhuzijiao, Yanshui Dist., Tainan City 737	886-6-6551960
Taigong Police Station	No.201, Taizigong, Xinying Dist., Tainan City 730	886-6-6524753
Chongsi Police Station	No.229, Dunong, Liuying Dist., Tainan City 736	886-6-6231664
Guoyi Police Station	No.296, Shennong, Liuying Dist., Tainan City 736	886-6-6231514
Baihe Precinct	No.128, Zhongshan Rd., Baihe Dist., Tainan City 732	886-6-6852006

DEPARTMENT	ADDRESS	TELEPHONE
Baihe Police Station	No.128, Zhongzheng Rd., Baihe Dist., Tainan City 732	886-6-6852018
Houbi Station	No.4, Houbi, Houbi Dist., Tainan City 731	886-6-6872744
Dongshan Station	No.219, Syoqian Rd., Dongshan Dist., Tainan City 733	886-6-6800024
Jingliao Police Station	No.77, Jingliao, Houbi Dist., Tainan City 731	886-6-6621401
Changan Police Station	No.4, Changduanshu, Houbi Dist., Tainan City 731	886-6-6622664
Ansi Police Station	No.59, Zhongliao, Houbi Dist., Tainan City 731	886-6-6361302
Yufong Police Station	No.87, Haifengcuo, Baihe Dist., Tainan City 732	886-6-6854887
Zhumen Police Station	No.125, Zhuzimen, Baihe Dist., Tainan City 732	886-6-6854324
Neijiao Police Station	No.30, Neijiao, Baihe Dist., Tainan City 732	886-6-6816374
Hedong Police Station	No.7-1, Xiancao, Baihe Dist., Tainan City 732	886-6-6854044
Siancao Police Station		
Guanling Police Station	No.14, Guanziling, Baihe Dist., Tainan City 732	886-6-6822629
Donghe Police Station	No.16, Jibeishua, Dongshan Dist., Tainan City 733	886-6-6231630
Dongyuan Police Station	No.9, Qiandapu, Dongshan Dist., Tainan City 733	886-6-6861051
Syuejia Precinct	No.294, Huazong Rd., Xuejia Dist., Tainan City 726	886-6-7832710
Syuejia Police Station	No.294, Huazong Rd., Xuejia Dist., Tainan City 726	886-6-7833208
Jiangjun Station	No. 190-2, Jhongsing, Jiangjun Dist., Tainan City 725	886-6-7942182
Beimen Station	No.22, Jiucheng, Beimen Dist., Tainan City 727	886-6-7862041
Linghe Police Station	No.100, Linghe, Jiangjun Dist., Tainan City 725	886-6-7942855
Jiangfu Police Station	No.50, Jiangfu, Jiangjun Dist., Tainan City 725	886-6-7942664
Chingkunni Police Station	No.95, Kunshen, Jiangjun Dist., Tainan City 725	886-6-7920204
Zhongwu Police Station	No.287, Zhongzhou, Xuejia Dist., Tainan City 726	886-6-7833907

DEPARTMENT	ADDRESS	TELEPHONE
Wenshan Police Station	No.56, Xidiliao, Beimen Dist., Tainan City 727	886-6-7862324
Keliao Police Station	No.62-9, Keliao, Beimen Dist., Tainan City 727	886-6-7860121
Zhaigang Police Station	No.52, Zhaizigang, Xuejia Dist., Tainan City 726	886-6-7833904
Dingzhou Police Station	No.110-1, Dingzhou, Xuejia Dist., Tainan City 726	886-6-7810040
Jiali Precinct	No.7, Zhongxiao Rd., Jiali Dist., Tainan City 722	886-6-7222012
Jiali Police Station	No.7, Zhongxiao Rd., Jiali Dist., Tainan City 722	886-6-7224145
Sigang Station	No.337, Zhongshan Rd., Xigang Dist., Tainan City 723	886-6-7952045
Qigu Station	No.64, Yucheng, Qigu Dist., Tainan City 724	886-6-7872154
Zilong Police Station	No.96, Ziliangmiao, Jiali Dist., Tainan City 722	886-6-7262290
Houying Police Station	No.281, Houying, Xigang Dist., Tainan City 723	886-6-7952644
Wennei Police Station	No.84, Wenzinei, Jiali Dist., Tainan City 722	886-6-7891415
Jhuciao Police Station	No.125, Zhu Bridge, Qigu Dist., Tainan City 724	886-6-7891002
Sangu Police Station	No.72, Sangu, Qigu Dist., Tainan City 724	886-6-7881404
Zhongyan Police Station	No.23-65, Zhongliao, Qigu Dist., Tainan City 724	886-6-7800213
Yanping Police Station	No.118, Dingbu, Jiali Dist., Tainan City 722	886-6-7223094
Jiasing Police Station	No.441, Jialixing, Jiali Dist., Tainan City 722	886-6-7261404
Hougang Police Station	No.28, Taitan, Qigu Dist., Tainan City 724	886-6-7941924
Madou Precinct	No.6, Xingguo Rd., Madou Dist., Tainan City 721	886-6-5722031
Madou Police Station	No.6, Xingguo Rd., Madou Dist., Tainan City 721	886-6-5722104
Xiaying Station	No.226, Zhongshan Rd., Sec. 1, Xiaying Dist., Tainan City 735	886-6-6892032
Guantian Station	No.131, Zhongshan Rd., Sec. 1, Guantian Dist., Tainan City 720	886-6-5791800
Maogang Police Station	No.298, Maogangwei, Xiaying Dist., Tainan City 735	886-6-6892454
Fonglin Police Station	No.154, Linfengying, Liujia Dist., Tainan City 734	886-6-6982390
Tsungyeh Police Station	No.93, Nanshi, Madou Dist., Tainan City 721	886-6-5724310

DEPARTMENT	ADDRESS	TELEPHONE
Anye Police Station	No.112, Anye, Madou Dist., Tainan City 721	886-6-5722804
Pitou Police Station	No.5, Pitou, Madou Dist., Tainan City 721	886-6-5701654
Balin Police Station	No.74, Bazilin, Guantian Dist., Tainan City 720	886-6-6901362
Lioujia Police Station	No.210, Zhongshan Rd., Liujia Dist., Tainan City 734	886-6-6982139
Hushan Police Station	No.41, Jianan, Guantian Dist., Tainan City 720	886-6-6982533
Wangye Police Station	No.15, Wangye Temple, Liujia Dist., Tainan City 734	886-6-6981834
Daciou Police Station	No.5, Daqiuyuan, Liujia Dist., Tainan City 734	886-6-6981835
Guanzhen Police Station	No.383, Guantian, Guantian Dist., Tainan City 720	886-6-6901160
Shanhua Precinct	No.353-1, Zhongshan Rd., Shanhua Dist., Tainan City 741	886-6-5817434
Danei Station	No.74, Shizilai, Danei Dist., Tainan City 742	886-6-5761039
Ersi Police Station		
Anding Station	No.443, Anding, Anding Dist., Tainan City 745	886-6-5922277
Shanhua Police Station	No.353-1, Zhongshan Rd., Shanhua Dist., Tainan City 741	886-6-5817007
Jiaba Police Station	No.350, Jiaba, Shanhua Dist., Tainan City 741	886-6-5837379
Dongchang Police Station		
Ximei Police Station	No.115, Xiwei, Shanhua Dist., Tainan City 741	886-6-5817981
Sucuo Police Station	No.70, Sucuo, Anding Dist., Tainan City 745	886-6-5921514
Gangkou Police Station	No.1-13, Gangkou, Anding Dist., Tainan City 745	886-6-5932235
Hailiao Police Station	No.126, Hailiao, Anding Dist., Tainan City 745	886-6-5931251
Toushe Police Station	No.60, Toushe, Danei Dist., Tainan City 742	886-6-5761564
Tanding Police Station	No.398, Tanding, Xinshi Dist., Tainan City 744	886-6-5991934
Sinshih Station	No.2, Fuxing Rd., Xinshi Dist., Tainan City 744	886-6-5993019
Yujing Precinct	No.2, Zhongshan Rd., Yujing Dist., Tainan City 714	886-6-5742007
Yujing Police Station	No.2, Zhongshan Rd., Yujing Dist., Tainan City 714	886-6-5742479
Wangming Police Station		886-6-5742445
Nanxi Station	No.224, Zhongzheng Rd., Nanxi Dist., Tainan City 715	886-6-5751252
Lutian Police Station		

DEPARTMENT	ADDRESS	TELEPHONE
Nanhua Station	No.170, Nanhua, Nanhua Dist., Tainan City 716	886-6-5771179
Yushan Police Station	No.54, Yushan, Nanhua Dist., Tainan City 716	886-6-5772058
Beiliao Police Station		886-6-5772057
Xinhua Precinct	No.91, Zhongshan Rd., Xinhua Dist., Tainan City 712	886-6-5902003
Xinhua Police Station	No.91, Zhongshan Rd., Xinhua Dist., Tainan City 712	886-6-5901022
Zuojhen Station	No.122, Zuozhen, Zuozhen Dist., Tainan City 713	886-6-5731017
Ganlin Police Station		
Shanshang Station	No.35, Shanshang, Shanshang Dist., Tainan City 743	886-6-5781019
Fengkou Police Station	No.50, Ln. 660, Zhongshan Rd., Xinhua Dist., Tainan City 712	886-6-5982924
Zhiyi Police Station	No.182-1, Dingshanjiao, Xinhua Dist., Tainan City 712	886-6-5902949
Naba Police Station	No.75, Nabalín, Xinhua Dist., Tainan City 712	886-6-5911051
Gueiren Precinct	No.1209, Zhongzheng S. Rd., Sec. 1, Guiren Dist., Tainan City 711	886-6-2304964
Gueiren Police Station	No.160, Zhongxiao Rd., Guiren Dist., Tainan City 711	886-6-2702664
Rende Station	No.624, Zhongshan Rd., Rende Dist., Tainan City 717	886-6-2302664
Datan Police Station	No.295, Changrong Rd., Sec. 1, Guiren Dist., Tainan City 711	886-6-2781450
Yiren Police Station		
Wenxian Police Station	No.600, Erren Rd., Sec. 2, Rende Dist., Tainan City 717	886-6-2661788
Taimiao Police Station	No.461, Taizi Rd., Rende Dist., Tainan City 717	886-6-2726472
Denan Police Station	No.271, Zhongzheng Rd., Sec. 2, Rende Dist., Tainan City 717	886-6-2791341
Mamiao Police Station	No. 100, Sec. 3, Zhongheng N. Rd., Guiren Dist., Tainan City 711	886-6-2309731
Baodong Police Station		
Guinan Police Station	No.1209, Zhongzheng S. Rd., Sec. 1, Guiren Dist., Tainan City 711	886-6-2307887
Guanmiao Station	No.19, Wenheng Rd., Guanmiao Dist., Tainan City 718	886-6-5952013
Longci Station	No.37, Xinsizi, Longqi Dist., Tainan City 719	886-6-5941010
Longchuan Police Station	No.1, Mishiyan, Longqi Dist., Tainan City 719	886-6-5941099



DEPARTMENT	ADDRESS	TELEPHONE
Nanxiong Police Station	No.1, Tianda Rd., Guanmiao Dist., Tainan City 718	886-6-5551907
Yongkang Precinct	No. 320, Dongciao 7th Rd., Yongkang Dist., Tainan City 710	886-6-2333324
Longtan Police Station	No.137, Longpu St., Yongkang Dist., Tainan City 710	886-6-2327954
Yongkang Police Station	No.2, Zhongshan N. Rd., Yongkang Dist., Tainan City 710	886-6-2326081
Yanhang Police Station	No.65, Zhongzheng N. Rd., Yongkang Dist., Tainan City 710	886-6-2531444
Dawan Police Station	No.295, Minzu Rd., Yongkang Dist., Tainan City 710	886-6-2712274
Fuxing Police Station	No.34, Zhonghua Rd., Yongkang Dist., Tainan City 710	886-6-3115874
Yongxin Police Station	No.110, Ln. 102, Guohua St., Yongkang Dist., Tainan City 710	886-6-2014059
Daqiao Police Station	No. 320, Dongciao 7th Rd., Yongkang Dist., Tainan City 710	886-6-2044835


















## Fire Department

DEPARTMENT	ADDRESS	TELEPHONE
Yonghua Office	No.898, Yonghua Rd., Sec. 2, Anping Dist., Tainan City 708	886-6-2975119
MinJih Office	No.380, Sanxing St., Xinying Dist., Tainan City 730	886-6-6569119
1st District HQs	No.2, Zhonghua Rd., Xinying Dist., Tainan City 730	886-6-6376792
Xinying Station	No.2, Zhonghua Rd., Xinying Dist., Tainan City 730	886-6-6376652
Liuying Station	No.20, Bo' ai St., Liuying Dist., Tainan City 736	886-6-6220179
Yanshui Station	No. 8, Ln. 268, Jhihshuei Rd., Yanshui Dist., Tainan City 737	886-6-6521009
Baihe Station	No.6, Zhongshan Rd., Baihe Dist., Tainan City 732	886-6-6852045
Guanling Station	No. 94-3, Guanziling, Guanling, Tainan City	886-6-6823177
Houbi Station	No.7, Houbi, Houbi Dist., Tainan City 731	886-6-6872224
Dongshan Station	No.219-2, Dongshan, Dongshan Dist., Tainan City 733	886-6-6800862
Dongyuang Station	No.9-1, Qiandapu, Dongshan Dist., Tainan City 733	886-6-6860352
2nd District HQs	3F., No.9, Xingguo Rd., Madou Dist., Tainan City 721	886-6-5718130
Nanhua Station	No.226-2, Nanhua, Nanhua Dist., Tainan City 716	886-6-5773428
Yujing Station	No.2-2, Zhongshan Rd., Yujing Dist., Tainan City 714	886-6-5742517
Nanxi Station	No.3, Ln. 66, Xinyi Rd., Nanxi Dist., Tainan City 715	886-6-5752260

DEPARTMENT	ADDRESS	TELEPHONE
Madou Station	No.9, Xingguo Rd., Madou Dist., Tainan City 721	886-6-5722440
Xiaying Station	No.66, Zhouzi, Xiaying Dist., Tainan City 735	886-6-6892482
Liujia Station	No.208, Zhongshan Rd., Liujia Dist., Tainan City 734	886-6-6982529
Guantian Station	No.24, Gongye Rd., Guantian Dist., Tainan City 720	886-6-6987282
3rd District HQs	No. 21, Lioushun Rd., Jiali Dist., Tainan City 722	886-6-7238450
Xuejia Station	No.236, Jianguo E. Rd., Xuejia Dist., Tainan City 726	886-6-7832966
Beimen Station	No.51, Gangbei, Beimen Dist., Tainan City 727	886-6-7862519
Jiangjun Station	No.1-15, Xihua, Jiangjun Dist., Tainan City 725	886-6-7942404
Jiali Station	No. 21, Lioushun Rd., Jiali Dist., Tainan City 722	886-6-7224334
Xigang Station	No.450, Zhongshan Rd., Xigang Dist., Tainan City 723	886-6-7952074
Qigu Station	No.295, Dacheng, Qigu Dist., Tainan City 724	886-6-7873482
4th District HQs	3F., No.20, Nanke 9th Rd., Shanhua Dist., Tainan City 741	886-6-5050119
Shanshang Station	No.35-1, Shanshang, Shanshang Dist., Tainan City 743	886-6-5783328
Xinshi Station	No.230, Minsheng Rd., Xinshi Dist., Tainan City 744	886-6-5993119
Nanke Station	No.20, Nanke 9th Rd., Shanhua Dist., Tainan City 741	886-6-5052995
Zuozhen Station	No.3-6, Muguang, Zuozhen Dist., Tainan City 713	886-6-5731561
Shanhua Station	No.267, Guangfu Rd., Shanhua Dist., Tainan City 741	886-6-5817119
Danei Station	No. 74, Shi Cheng, Danei Dist., Tainan City	886-6-5761271
Anding Station	No. 33-11, Nanan, Anding Dist., Tainan City	886-6-5922301
Xinhua Station	No.59, Xinyi Rd., Xinhua Dist., Tainan City 712	886-6-5902920
5th District HQs	No. 316, Dongciao 7th Rd., Yongkang Dist., Tainan City 710	886-6-2016462
Guiren Station	No.1207, Zhongzheng S. Rd., Sec. 1, Guiren Dist., Tainan City 711	886-6-2304739
Baoxi Station	No.16, Zhongzheng N. Rd., Sec. 3, Guiren Dist., Tainan City 711	886-6-3388300
Rende Station	No.432, Renyi Rd., Rende Dist., Tainan City 717	886-6-2700119
Guanmiao Station	No.185, Zhongshan Rd., Sec. 2, Guanmiao Dist., Tainan City 718	886-6-5952895
Wenxian Station	No.58-9, Sanjiazi, Rende Dist., Tainan City 717	886-6-2666302
Yongkang Station	No.10, Zhengqiang St., Yongkang Dist., Tainan City 710	886-6-2326951


DEPARTMENT	ADDRESS	TELEPHONE
Dawan Station	No.297, Minzu Rd., Yongkang Dist., Tainan City 710	886-6-2711995
Yanhang Station	No.426, Zhongzheng S. Rd., Yongkang Dist., Tainan City 710	886-6-2536326
Fuxing Station	No.172, Fuxing Rd., Yongkang Dist., Tainan City 710	886-6-3117228
Longqi Medical Aid Station	No.115, Xinshizi, Longqi Dist., Tainan City 719	886-6-5940316
6th District HQs	No.678, Wenxian Rd., North Dist., Tainan City 704	886-6-3589894
Hewei Station	No.678, Wenxian Rd., North Dist., Tainan City 704	886-6-3589891
Annan Station	No.63, Haidian Rd., Sec. 3, Annan Dist., Tainan City 709	886-6-2567348
Anhe Station	No.16, Ln. 54, Anhe Rd., Sec. 3, Annan Dist., Tainan City 709	886-6-3551525
Tucheng Station	No.260, Anming Rd., Sec. 4, Annan Dist., Tainan City 709	886-6-2575276
Yonghua Station	No.206, Yonghua Rd., Sec. 2, Anping Dist., Tainan City 708	886-6-2972975
Anping Station	No.38, Anbei Rd., Anping Dist., Tainan City 708	886-6-2216843
Firefighter Assist and Search Team Station	No.25, Ln. 104, Dongmen Rd., Sec. 2, East Dist., Tainan City 701	886-6-2360915
Firefighter Assist and Search Team Squad	No.898, Yonghua Rd., Sec. 2, Anping Dist., Tainan City 708	886-6-2975119 #2301
Gongyuan Station	No.108, Gongyuan N. Rd., North Dist., Tainan City 704	886-6-2511046
7th District HQs	No.273, Nanmen Rd., South Dist., Tainan City 702	886-6-2158304 / 2158375
Nanmen Station	No.273, Nanmen Rd., South Dist., Tainan City 702	886-6-2151510
Chongshan Station	No.740, Chongshan Rd., East Dist., Tainan City 701	886-6-2674781
Dongmen Station	No.320, Linsen Rd., Sec. 1, East Dist., Tainan City 701	886-6-3353860
Houjia Station	No.120, Yuxiao Rd., East Dist., Tainan City 701	886-6-3317089
Zhongzheng Station	No.2-1, Zhongzheng Rd., West Central Dist., Tainan City 700	886-6-2270334
Dexing Station	No.100, Dexing Rd., South Dist., Tainan City 702	886-6-2611509
Wanli Station	No.6, Ln. 61, Wanli Rd., South Dist., Tainan City 702	886-6-2623732

### 3 Disaster Information Websites

	Name	website address	QR Code
	Tainan City Refuge Shelter	<a href="https://sab.tainan.gov.tw/News.aspx?n=21401&amp;sms=19522">https://sab.tainan.gov.tw/News.aspx?n=21401&amp;sms=19522</a>	
	Central Weather Bureau	<a href="https://www.cwb.gov.tw/V8/C/">https://www.cwb.gov.tw/V8/C/</a>	
	Debris Flow Disaster Prevention Information	<a href="https://246.swcb.gov.tw/">https://246.swcb.gov.tw/</a>	
	Google Disaster Alert website	<a href="https://support.google.com/publicalerts/">https://support.google.com/publicalerts/</a>	
	Tainan Emergency Response Bulletin ebsite	<a href="https://disaster.tainan.gov.tw/">https://disaster.tainan.gov.tw/</a>	
	Tainan city Government publicdisaster	<a href="https://web.tainan.gov.tw/publicdisaster/">https://web.tainan.gov.tw/publicdisaster/</a>	
	National Science and Technology Center for Disaster Reduction	<a href="https://eocdss.ncdr.nat.gov.tw/web/">https://eocdss.ncdr.nat.gov.tw/web/</a>	
	Disaster Preparedness Tainan City	<a href="https://119.tainan.gov.tw/cp.aspx?n=25585">https://119.tainan.gov.tw/cp.aspx?n=25585</a>	
Livelihood activate or deactivated	Taiwan Water Company outage otice	<a href="https://wateroff.water.gov.tw/">https://wateroff.water.gov.tw/</a>	
	Taiwan Power Company outage otice	<a href="https://nds.taipower.com.tw/ndsweb/ndft112.aspx">https://nds.taipower.com.tw/ndsweb/ndft112.aspx</a>	
	Taiwan Power Company planned outage notice	<a href="https://branch.taipower.com.tw/Content/NoticeBlackout/bulletin.aspx?SiteID=564766277174344054&amp;MmmID=616371300006202571">https://branch.taipower.com.tw/Content/NoticeBlackout/bulletin.aspx?SiteID=564766277174344054&amp;MmmID=616371300006202571</a>	
	Shingying Natural Gas Company	<a href="http://www.shingying.com.tw/">http://www.shingying.com.tw/</a>	
	Sinangas Natural Gas Company	<a href="https://www.sinangas.com.tw/">https://www.sinangas.com.tw/</a>	
	Economic Development Bureau of Tainan City Government	<a href="https://economic.tainan.gov.tw/">https://economic.tainan.gov.tw/</a>	
Waste Disposal	Motor vehicle license plate retired	<a href="https://www.mvdis.gov.tw/m3-emv-car/car/carOnlineRevoke#">https://www.mvdis.gov.tw/m3-emv-car/car/carOnlineRevoke#</a>	
	Environmental Protection Bureau of Tainan City Government	<a href="https://web.tainan.gov.tw/epb/cl.aspx?n=15971">https://web.tainan.gov.tw/epb/cl.aspx?n=15971</a>	
	Collection and disposal vehicle	<a href="https://clean.tnepb.gov.tw/">https://clean.tnepb.gov.tw/</a>	

# Periodically Fill out the Checklist for Domestic Fire Safety

## Domestic Fire Safety Diagnosis Table

Use this table to determine if your household's fire safety is up to standard, placing check marks in the .

<input type="checkbox"/>	Family dinner, slight cords should get safety check and maintenance periodically. Do not stockpile flammable stuff nearby.	<input type="checkbox"/>	Extra rooftop housing should stay open, clear, with an escape exit. Keep extra rooftop housing clear, with an escape exit. Keep extra rooftop housing clear, with an escape exit.
<input type="checkbox"/>	Make your emergency escape plan, and practice it periodically, get familiar with two-way escape route and how to move at crawling stance.	<input type="checkbox"/>	Periodically test the independent fire alarm, and every bedroom should have one alarm at least.
<input type="checkbox"/>	Prepare multiple flashlights, check batteries periodically, and know its location.	<input type="checkbox"/>	Make sure the furniture was fixed on wall or ground, prevent falling when any earthquake occurs.
<input type="checkbox"/>	Understand how to operate an Escape Sling, make sure it can function normally.	<input type="checkbox"/>	Any installed window falling should have an emergency exit, and check its function periodically.
<input type="checkbox"/>	Open a window for vent or turn on the venting fan before you take a bath or shower.	<input type="checkbox"/>	According to rule 48 of the electricity act, you should check all indoor electric equipment every three years.
<input type="checkbox"/>	Do not stockpile flammable stuff near the water heater.	<input type="checkbox"/>	Clean every plug periodically, make sure its cords stay intact without break, crack or wire exposure.
<input type="checkbox"/>	Gas water heater should setup, install and maintenance by the qualified mechanic. Use only the forced Exhaust/forced Drought Balanced flue type water heater indoor.	<input type="checkbox"/>	Electric pot, oven water heater, microwave oven and toaster should plug in separated socket, avoid using all these high power consumption devices at same time.
<input type="checkbox"/>	Gas hose/plug should stay intact without damage or crack, and linking part should and tight with a safety clamp.	<input type="checkbox"/>	Use the extension cords with tag-safe device only, and do not winding it which prevents electrical heat from causing fire.
<input type="checkbox"/>	The gas barrel should storage at shady place and avoid exposure under sun light or humid environment.	<input type="checkbox"/>	Keep match and lighter storage at safe place, avoid any children acquire it easily.
<input type="checkbox"/>	Learn to identify the gas container's quality label, do not use any overdue gas barrel.	<input type="checkbox"/>	Do not park motorcycles under the pedestrian escape, keep an eye on suspicious person, prevent arson event from happening.
<input type="checkbox"/>	Turn off the switch whenever you don't need gas anymore.	<input type="checkbox"/>	Keep the main door clear and clean off unwanted/unused stuff which prevents arson event or block escape way.
<input type="checkbox"/>	Gas stove and range hood should stay clean all the time.		
<input type="checkbox"/>	Put some extinguishers at obvious place indoor, and learn to operation it.		
<input type="checkbox"/>	Keep the stairwell clear, avoid any unwanted/unused stuff blocks your exit route, stockpile any dangerous stuff indoor, if you do, make sure it storage in a well ventilated place.		
<input type="checkbox"/>	Check its function every month if you have installed any emergency light indoor.		

### Reminders

- Avoid carbon monoxide poisoning
- Aware any suspicious person to prevent arson
- Reserve an exit for safe escape
- Dial 119 for fire emergency and escape in time
- Knowing about fire kept you alive
- Abnormal circuit situation could be an early warning

# Periodically Fill out the Checklist for Electric Fire Safety

## Electrical Fire Safety Diagnosis Table

Use this table to determine if your household's fire safety is up to standard, placing check marks in the ☒.

<input type="checkbox"/>	Unplug electrical appliances when they are not in use.	<input type="checkbox"/>	Use moisture-proof lighting in bathrooms, balconies, and other damp places to avoid leakage.
<input type="checkbox"/>	Do not use incandescent light bulbs or electric heaters to dry clothing and blankets.	<input type="checkbox"/>	Avoid using electrical appliances in the bathroom, balcony, and other damp places. If there are outlets, they should be grounded, or leakage circuit breakers should be installed to avoid danger.
<input type="checkbox"/>	Do not place flammable items next to electrical appliances.	<input type="checkbox"/>	The repair and installation of electrical devices should be done by professionals.
<input type="checkbox"/>	Periodically inspect the sockets for burn marks, rust, and dust accumulation, and keep them clean.	<input type="checkbox"/>	If the breaker switch on the switchboard is often loose, this may be a sign of overloading. Have it checked by a professional as soon as possible.
<input type="checkbox"/>	If cable covers have become worn out, cracked, or otherwise degraded, replace them immediately.	<input type="checkbox"/>	According to Article 43 in the Electrical Law, electrical equipment in the house should be inspected at least once every three years.
<input type="checkbox"/>	Choose extension cords that have protective coverings, and keep the cord uncoiled so that high temperatures do not cause a fire.	<input type="checkbox"/>	Pay special attention to wiring and switchboards in old houses and change these if necessary.
<input type="checkbox"/>	When using fans or other devices that emit heat, do not leave the house and do not neglect them when performing other activities, such as answering the phone, or clothes may ignite.		
<input type="checkbox"/>	Electric pots, ovens, electric kettles, microwaves, electric stoves, toasters, and other electrical appliances should not be used simultaneously plugged into different circuits, and their simultaneous usage should be avoided.		
<input type="checkbox"/>	When using electrical appliances, do not yank on the cord to prevent the copper wires inside from breaking.		
<input type="checkbox"/>	Do not place cords beside or above the stove or other heat-generating areas.		
<input type="checkbox"/>	Do not use water to put out cooling and electrical appliance fires, use a dry powder instead.		
<input type="checkbox"/>	Use a timer to remember to shut off electrical appliances; avoid dangers caused by negligence.		
<input type="checkbox"/>	Choose qualified and energy-saving energy appliances; read the manual before using a new appliance.		

### Reminders

- The use of extension cords is unavoidable, but some principles should be understood.
  - Extension cords should be used for temporary, low power electrical devices.
  - Extension cords should have protective coverings or fuses.
  - Do not exceed the safety limit (ampere) of the extension cord.
  - The cord should have a mark indicating that it meets the standards of the market.
- To avoid fire caused by the inappropriate use of extension cords, check if there are extension cords that are unshielded (lack protective coverings) in the vicinity. Do not use multiple devices that require lots of power at the same time to avoid overloading or short-circuiting them.
- Check the electrical devices that use low power to avoid the loss of life and property.

國家圖書館出版品預行編目 (CIP) 資料

臺南市市民防災手冊 / 梁全順等編輯. -- 初版.

-- 臺南市：南市消防局，民 105.12

面；公分

ISBN 978-986-05-0815-4(平裝)

1. 防災教育 2. 自然災害 3. 災難救助 4. 災害應變計畫

575.87

105021848

## 臺南市市民防災手冊

發行人：李明峯

發行所：臺南市政府消防局

地址：臺南市安平區永華路二段 898 號

電話：06-2975119

網址：<http://119.tainan.gov.tw/>

編審單位：臺南市政府災害防救辦公室、臺南市政府民政局、臺南市政府衛生局、臺南市政府社會局、臺南市政府水利局、臺南市政府工務局、臺南市政府教育局、臺南市政府農業局、臺南市政府警察局、臺南市政府消防局

編輯團隊：梁全順、楊宗林、李政昌、林謙哲、洪杰志、蔡國保、鄭誌峰、陳銘城、李主仁、王志宏、陳志勳、葉偉德、陳振雄、黃劭琪、蘇兆民、周奕任

英文審查：郭良梅、黃劭琪

日文審查：大洞敦史、青山倫子、谷津田惠里、莊家銘

繪圖編編：洪明家

設計印刷：峰德文化事業股份有限公司

地址：高雄市三民區鼎和街 7 號

出版年月：110 年 9 月

版(刷)次：初版(二刷)

定價：新臺幣 元(非賣品)

本書另有電子版本，可至臺南市政府消防局官網 <https://119.tainan.gov.tw/cp.aspx?n=25585> 下載

I S B N：978-986-05-0815-4(平裝)



著作財產權人：臺南市政府消防局

本書保留所有權利，欲利用本書全部或部分內容者，須徵求著作財產權人同意或書面授權，請逕洽臺南市政府消防局災害管理科(電話：06-2975119#1614)。

# **DISASTER PREPAREDNESS TAINAN CITY**



9 789860 508154